



Faculty of Engineering

## **INDIVIDUAL RECOGNITION BASED ON GAIT PATTERN**

Desmond Belaja Anak Dadu

Bachelor of Engineering

Electrical and Electronics Engineering with Honours

2022

UNIVERSITI MALAYSIA SARAWAK

Grade: \_\_\_\_\_

Please tick (√)

Final Year Project Report

√

Masters

PhD

DECLARATION OF ORIGINAL WORK

This declaration is made on the 21 day of JULY 2022.

**Student's Declaration:**

I DESMOND BELAJA ANAK DADU, 60637, FACULTY OF ENGINEERING hereby declare that the work entitled INDIVIDUAL RECOGNITION BASED ON GAIT PATTERN is my original work. I have not copied from any other students' work or from any other sources except where due reference or acknowledgement is made explicitly in the text, nor has any part been written for me by another person.

21/7/2022

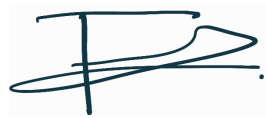
\_\_\_\_\_  
Date submitted

*Desmond B*

\_\_\_\_\_  
DESMOND BELAJA ANAK DADU  
(60637)

**Supervisor's Declaration:**

I DR TENGKU MOHD AFENDI BIN ZULCAFFLE hereby certifies that the work entitled INDIVIDUAL RECOGNITION BASED ON GAIT PATTERN was prepared by the above named student, and was submitted to the "FACULTY" as a \* partial/full fulfillment for the conferment of BACHELOR OF ENGINEERING WITH HONOURS (ELECTRICAL AND ELECTRONICS ENGINEERING), and the aforementioned work, to the best of my knowledge, is the said student's work.



Received for examination by: \_\_\_\_\_

DR. TENGKU MOHD  
AFENDI BIN ZULCAFFLE

21/7/2022

Date: \_\_\_\_\_

I declare that Project/Thesis is classified as (Please tick (√)):


- CONFIDENTIAL** (Contains confidential information under the Official Secret Act 1972)\*
- RESTRICTED** (Contains restricted information as specified by the organisation where research was done)\*
- OPEN ACCESS**

### Validation of Project/Thesis

I therefore duly affirm with free consent and willingly declare that this said Project/Thesis shall be placed officially in the Centre for Academic Information Services with the abiding interest and rights as follows:

- This Project/Thesis is the sole legal property of Universiti Malaysia Sarawak (UNIMAS).
- The Centre for Academic Information Services has the lawful right to make copies for the purpose of academic and research only and not for other purpose.
- The Centre for Academic Information Services has the lawful right to digitalise the content for the Local Content Database.
- The Centre for Academic Information Services has the lawful right to make copies of the Project/Thesis for academic exchange between Higher Learning Institute.
- No dispute or any claim shall arise from the student itself neither third party on this Project/Thesis once it becomes the sole property of UNIMAS.
- This Project/Thesis or any material, data and information related to it shall not be distributed, published or disclosed to any party by the student except with UNIMAS permission.

Student signature Desmond B  
(21/7/2022)

Supervisor signature:   
(21/7/2022)

Current Address:

SUBLOT 37, LORONG 1A, TAMAN DESA INDAH, 95000, SRI AMAN, SARAWAK.

---

Notes: \* If the Project/Thesis is **CONFIDENTIAL** or **RESTRICTED**, please attach together as annexure a letter from the organisation with the period and reasons of confidentiality and restriction.

[The instrument is duly prepared by The Centre for Academic Information Services]

# INDIVIDUAL RECOGNITION BASED ON GAIT PATTERN

## **Individual Recognition Based On Gait Pattern**

DESMOND BELAJA ANAK DADU

A dissertation submitted in partial fulfilment  
of the requirement for the degree of  
Bachelor of Engineering  
Electrical and Electronics Engineering with Honours

Faculty of Engineering  
Universiti Malaysia Sarawak

2022

## **ACKNOWLEDGEMENT**

First of all, I would love to thanks God for the knowledge that I have learned before, the strength that He give to me to complete this Final Year Project on time. On the other hands, I would like to thank my supervisor, Dr Tengku Mohd Afendi Bin Zulcaffle for his guidance and support from the start of this Final Year Project until I manage to finish my Final Year Project this semester. It's an honor to be his student for this Final Year Project because he does helps me a lot with all the knowledge that he gave to me.

Besides, I would like to thank Dr. Dayang Nur Salmi Dharmiza Binti Awang Salleh for her management of our batch for Final Year Project 1 and 2, for talk session from another company to share opinion and experience, or even the direct or indirect contribution in my completion of Final Year Project 1 and 2.

Last but not least, thanks to my family for their endless support to me from the start of my degree journey until today that direct or indirectly helps to contribute with my Final Year Project 1 and 2. Besides, a would like to thank my friends for keep me motivate in no matter what situation it is and indirectly contribute with my Final Year Project 1 and 2. I am nothing without all your support that you guys gave to me.

## **ABSTRACT**

In this project, the focus is on human biometric system. Human biometric system can be divided into two groups which is physiological and behavioral. In this project, behavioral will be used, gait to be precise. Gait by definition is manner of walk, while Gait recognition is how to identify a human by using their walking style due to each person have different walking style. Convolution Neural Network, CNNs is the proposed method used for this project to classify the image of the gait via CNN Pre-Trained Network Model and to identify which pre-trained is the best for gait recognition. Gait Energy Image of the CASIA-B dataset in lateral view or equivalent to  $90^\circ$  of walk will be used. There are 124 subjects involve for CASIA-B dataset. Pre-Trained Network will be used to classify them. The main function of this Pre-trained Network is to classify each image and for feature extraction. There are a lot of pre-trained network that available out there, different pre-trained network will lead to different accuracy. As they have their own accuracy and speed for the image classification. In this project, MobileNets and ResNet-50 model will be used for the classification. Furthermore, Jupyter Notebook Software will be used to perform the image classification and feature extraction.

## ABSTRAK

Projek ini akan memberi tumpuan kepada sistem biometrik manusia. Sistem biometrik manusia boleh dibahagikan kepada dua kumpulan iaitu fisiologi dan tingkah laku. Cara berjalan akan diberikan fokus lebih dalam projek ini. Projek ini akan memfokuskan bagaimana cara untuk mengetahui identiti seseorang individu melalui cara seseorang itu berjalan. Hal ini kerana, setiap orang mempunyai cara jalan yang unik dan berbeza. *Convolution Neural Network*, (CNN) adalah kaedah yang akan digunakan dalam projek ini untuk mengklasifikasikan setiap subjek yang diguna pakai dalam projek ini melalui pra-terlatih CNN dan untuk membandingkan antara satu sama lain untuk mengenal pasti pra-terlatih yang terbaik bagi mengesan cara berjalan seseorang individu. *Gait Energy Image* bagi dataset CASIA-B dengan berjalan secara pandangan sisi atau secara 90° darjah akan diguna pakai dalam projek ini. Selain itu, sebanyak 124 subjek untuk dataset CASIA-B akan terlibat dalam projek ini. Pra-terlatih bertujuan untuk mengklasifikasikan setiap subjek tersebut. Terdapat pelbagai pra-terlatih yang sedia ada di internet. Setiap daripada mereka adalah berbeza dari segi ketepatan dan kelajuan. Model MobileNets dan ResNet-50 akan diguna pakai di dalam projek ini bagi tujuan klasifikasi imej dan pengekstrakan ciri-ciri. Selain dari itu, perisian Jupyter Notebook akan digunakan dalam projek ini untuk tujuan mengklasifikasikan setiap gambar.

# TABLE OF CONTENTS

<b>ACKNOWLEDGEMENT</b>	<b>i</b>
<b>ABSTRACT</b>	<b>ii</b>
<b>ABSTRAK</b>	<b>iii</b>
<b>TABLE OF CONTENTS</b>	<b>iv</b>
<b>LIST OF TABLES</b>	<b>vii</b>
<b>LIST OF FIGURES</b>	<b>viii</b>
<b>LIST OF ABBREVIATIONS</b>	<b>x</b>
<b>Chapter 1 INTRODUCTION</b>	<b>1</b>
1.1 Background	1
1.2 Problem Statement	3
1.3 Objectives	4
1.4 Project Scope	4
1.5 Report Outlines	5
<b>Chapter 2 LITERATURE REVIEW</b>	<b>6</b>
2.1 Overview	6
2.2 Introduction to Gait Recognition	6
2.3 Gait Acquisition	7
2.4 Gait Dataset	10
2.4.1 CMU Dataset	11
2.4.2 UMD Dataset	12
2.4.3 CASIA Dataset	13
2.4.4 CASIA Dataset A	13
2.4.5 CASIA Dataset B	14
2.4.6 CASIA Dataset C	16
2.4.7 CASIA Dataset D	17



2.4.8	OU-ISIR Gait Database, Multi-View Large Population Dataset (OU-MVLP)	19
2.4.9	Multi-View Large Population Dataset (OU-MVLP)	19
2.4.10	Pose Estimation	21
2.4.11	Summary of Dataset	22
2.5	Gait Occlusion	23
2.6	Machine Learning	25
2.7	Gait Recognition Using Convolution Neural Network (CNN)	26
2.8	Methods Comparison	28
2.9	Summary	31
<b>Chapter 3</b>	<b>METHODOLOGY</b>	<b>32</b>
3.1	Overview	32
3.2	Software Description	32
3.3	Project Flowchart	34
3.4	Image Acquisition and Silhouette Extraction	35
3.4.1	Background Subtraction Technique	36
3.5	Gait Cycle Detection	37
3.5.1	Gait Energy Image (GEI)	39
3.6	CNN Architecture	40
3.6.1	Input Layer	41
3.6.2	Convolutional Layer	41
3.6.3	Pooling Layer	42
3.6.4	Fully Connected Layer	43
3.7	Pre-Trained Network	44
3.7.1	MobileNets	45
3.7.2	ResNet	45

3.8	Hyper Parameters	46
3.9	Summary	48
<b>Chapter 4</b>	<b>Results</b>	<b>49</b>
4.1	Overview	49
4.2	Resizing Image Resolution	49
4.3	Result of Validation of Pre-Trained Network of MobileNets and ResNet-50	50
4.4	Cross Validation	52
4.4.1	Group A	53
4.4.2	Group B	54
4.4.3	Group C	55
4.5	Learning Curve	57
4.5.1	Learning curve of MobileNets	58
4.5.2	Learning Curve of ResNet-50	59
4.6	Result for MobileNets and ResNet-50 Group A	60
4.7	Summary	62
<b>Chapter 5</b>	<b>Conclusion and recommendation</b>	<b>63</b>
5.1	Overview	63
5.2	Conclusion	63
5.3	Recommendation	64
<b>REFERENCES</b>		<b>66</b>

## LIST OF TABLES

<b>Table</b>	<b>Page</b>
<b>Table 2.1:</b> Summary of dataset	22
<b>Table 2.2:</b> Methods Comparison	29
<b>Table 3.1:</b> System Requirement for Jupyter Notebook installation with Laptop Specification	33
<b>Table 3.2 :</b> The architecture of MobileNets and ResNet-50	45
<b>Table 3.3:</b> Parameters used in this project	47
<b>Table 4.1:</b> The performance of MobileNets in gait recognition classification	50
<b>Table 4.2:</b> The performance of ResNet-50 in gait recognition classification	50
<b>Table 4.3:</b> The performance of MobileNets in group A	53
<b>Table 4.4:</b> The performance of ResNet-50 in group A	53
<b>Table 4.5:</b> The testing results for group A	53
<b>Table 4.6:</b> The performance of MobileNets in group B	54
<b>Table 4.7:</b> The performance of ResNet-50 in group B	54
<b>Table 4.8:</b> The testing results for group B	54
<b>Table 4.9:</b> The performance of MobileNets in group C	55
<b>Table 4.10:</b> The performance of ResNet-50 in group C	55
<b>Table 4.11:</b> The testing results for group C	56
<b>Table 4.12:</b> Testing Result for MobileNets and ResNet-50	60
<b>Table 4.13:</b> The comparison of training, validation and testing accuracy	61

## LIST OF FIGURES

Figure	Page
<b>Figure 1.1:</b> Types of Biometric system [1]	1
<b>Figure 2.1:</b> The Gait Acquisition [14]	8
<b>Figure 2.2:</b> 6 CMU Database Viewpoints [15]	11
<b>Figure 2.3:</b> Samples Silhouettes from the CMU Database [15]	11
<b>Figure 2.4:</b> Samples from the University of Maryland Database [17]	12
<b>Figure 2.5:</b> Lateral (0°), Oblique (45°), and Frontal (90°) view [19]	14
<b>Figure 2.6:</b> The Set-up of the gait dataset collection [20]	15
<b>Figure 2.7:</b> The photo of the normal walking sequence capture in 11 views [20]	15
<b>Figure 2.8:</b> View of walking normally, with coat and with bag [20]	16
<b>Figure 2.9:</b> Images captured with a night infrared camera in various weather situations. (a) This picture was taken on a hot, sunny day. (b) In this picture, it's cloudy outside. (c) low contrast image on a cloudy day [21]	16
<b>Figure 2.10:</b> The setup for the image collection of cumulative foot pressure [22]	18
<b>Figure 2.11:</b> Cumulative foot pressure image under different wearing conditions [22]	18
<b>Figure 2.12:</b> CASIA Dataset in year of creation	18
<b>Figure 2.13:</b> Capturing setup of OUMVLP and examples of pose from multiple views [24]	20
<b>Figure 2.14:</b> View of walking angles from A to B and vice-versa [24]	20
<b>Figure 2.15:</b> The Self occlusion of gait [14]	23
<b>Figure 2.16:</b> Static Occlusion [14]	24
<b>Figure 2.17:</b> Dynamic Occlusion [14]	24
<b>Figure 3.1:</b> Overall Flowchart of the Project on Gait Recognition	34
<b>Figure 3.2:</b> Background Subtraction Algorithm [41]	36
<b>Figure 3.3:</b> Human Gait Cycle [45]	37
<b>Figure 3.4:</b> The Gait Energy Image of the human body [5]	39
<b>Figure 3.5:</b> CNN Architecture	40
<b>Figure 3.6:</b> RGB Image	41
<b>Figure 3.7:</b> Pooling Layer	42
<b>Figure 3.8:</b> Pre-Trained Deep Neural Network	44

<b>Figure 4.1:</b> Accuracy graph of MobileNets	58
<b>Figure 4.2:</b> Loss graph of MobileNets	58
<b>Figure 4.3:</b> Accuracy graph of ResNet-50	59
<b>Figure 4.4:</b> Loss graph of ResNet-50	59
<b>Figure 4.5:</b> The comparison histogram of training, validation and testing accuracy	61

## LIST OF ABBREVIATIONS

SB – Sensor Based

VB – Vision Based

USB - Universal Serial Bus

CASIA - Chinese Academy of Sciences Institute of Automation

OU-ISIR - Osaka University Industrial Research

OUMVLP - Multi-View Large Population Dataset

CMU - Carnegie Mellon University

UMD - University of Maryland

CCTV - Closed-circuit Television

IEEE - Institute of Electrical and Electronic Engineers

SVM - Support Vector Machine

LDA - Linear Discriminant Analysis

PCA - Principal Component Analysis

CNN - Convolutional Neural Network

GEI – Gait E

DNA - Deoxyribonucleic Acid

RGB – Red Green Blue

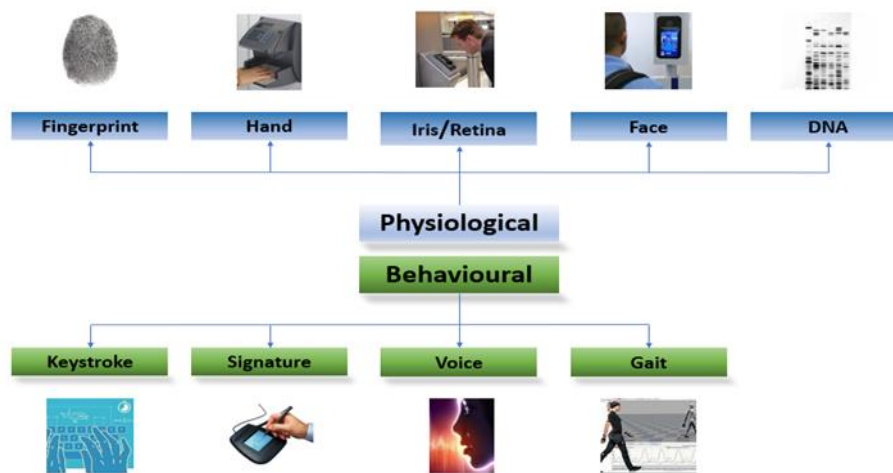
ReLU - Rectified Linear Unit

MATLAB - MATrix LABoratory

# CHAPTER 1

## INTRODUCTION

### 1.1 Background



**Figure 1.1:** Types of Biometric system [1]

Nowadays, the human biometric recognition has been widely used in many kinds of fields especially security purpose. For instance, at airport and banking where all the personal data are very important such as their private data such as bank account number. This biometric can be divided into two groups as shown in **Figure 1.1**, which is physiological and behavioral. The physiological are more to body structure and behavioral more to pattern of an individual. For instance, fingerprint, hand, retina, face, and DNA are the examples for physiological while keystroke, signature, voice and gait are the examples for behavioral [1].

What is Gait? Gait is a manner or style of walking [2]. Every person has their own unique walking style. Besides, the most prevalent mode of mobility for moving independently and efficiently is walking. The gait is a movement that consists of a whole-

body translation enabled by the repetition of body segment motions while remaining balanced [3]. On the other hand, gait recognition does not need the participants' active involvement. Traditional biometric characteristics are acquired over a short distance utilizing touch or contactless sensors. In certain cases, a facial feature might help overcome this constraint. However, when the image sensor is far enough from the person, the resolution of a facial picture rapidly decreases, reducing the accuracy of face recognition substantially [4]. In other words, gait recognition is add-on technique for recognize person at a distance by the way the person walks.

Furthermore, gait recognition algorithms are classified into two types: model-based approaches and model-free methods. Technically, the goal of the model-based method is to model human body structure in order to recognize it. Model-based method have a significant computational cost and tend to have lower performance compare Model free based method. While model free based method is based on appearance can do classification regardless of the underlying body structure. It provides better results, and the silhouette information of the human body is mostly used widely especially in this case [5]. In this project, behavioral traits such as gait for human biometric identification will be used in conjunction with previous research on gait recognition.

Gait Recognition will bring a lot of benefits to the user. For instance, this gait recognition can identify the subjects up to 500 feet away which is will make the work a lot easier. Besides, it also can be coupled with other biometrics such as face recognition which mean will double the accuracy logically. Furthermore, gait recognition is less expensive compared to face recognition and iris recognition. This is due to; the gait recognition only needs low-resolution of photos for gait pattern extraction compared to face recognition which need high quality of photos in order to detect the subject and same as the iris recognition. In addition, compare to other biometric for security purpose, it is really hard to recognize if there are any burglars enter a house because the burglars usually used masked, caps, and gloves to cover their face and fingerprints. Gait recognition is the most effective way to handle this kind of situation with high accuracy.

However, there are limitations with this gait recognition that might reduce its accuracy, such as the difficulty in detecting someone walking while carrying a suitcase. Other than that, the other issues that might decrease its efficiency is appearance changes, speed differences, people walking together, occlusion, and impact on gait signature



creation. The past researcher already addresses these issues and try to improve the gait recognition with more dataset and improve in terms of technology that been used. In this project, the main target is to investigate current state-of-the-art research and developments in gait recognition alongside to determine the individuals by using CASIA Dataset-B because it is widely used. According to Universitas Telkom et al. [6], the experimental results indicate that the proposed method achieved the excellent recognition rate of 98.8% with less training time using CASIA-B Gait dataset. In addition, the (CNN will be used) models of Conventional Neural Networks (CNN) will be used to test the accuracy of gait recognition validation.

## **1.2 Problem Statement**

Nowadays, the demand of this biometric is increasing. As mentioned before, for security purpose it is crucial to own this kind of technology because it is does offer a lot of advantages for the country who used this kind of technology. Every personal data will not be kept in a card like nowadays, it might be cordless in the future and all the private data might store at the personal computer or phone for example. In other words, the implementation of biometric technologies nowadays is a must for every city especially at developed countries as in Malaysia as well, with CCTV are installed around the corner of every city to ensure these biometric monitoring work successfully. Besides, one of advantages of gait recognition is that gait recognition can detect a subject from at least 500 feet which is equivalent to 152.4 meter. It is considering quite a distance that this gait recognition can work. This gait recognition can improve the limitation of the others biometric recognition such as face recognition where the subject need to be closed with the face recognition system in order to recognize the subject face. Thus, it clearly stated that this gait recognition can reduce the crime cases in every country as this biometric recognition applied.

Since gait recognition is a novel biometric that has a lot of advantages due to its non-intrusive nature and the ability to be used remotely. As a result, a detailed analysis of the numerous covariate variables is necessary in order to measure the intrusiveness of gait recognition. For instance, the covariate variables might be connected to the subject, such as when a subject smiles for face recognition, or they can be related to the environment,

such as lighting, ground type, or camera arrangement. Gait is impacted by a variety of covariate characteristics such as footwear, clothes, injuries, age, walking pace, and much more as mentioned by Bouchrika et al. [8] .

Numerous researchers have studied how to identify individuals based on individual gait patterns in recent years. There are a lot of methods have been used such as Convolution Neural Network (CNN), Principal Component Analysis (PCA), Linear Discriminant Analysis (LDA), and many more. Each methods have their own advantages and limitations for the feature extraction. Besides, in term of classification past researcher also mentioned classification such as Support Vector Machines (SVM) and K-Nearest Neighbors (KNN). In this project, the focus is more to Convolution Neural Network, (CNN) method as these methods will be used to recognize the gait pattern. This statement also supports that the Convolution Neural Network, (CNN) method been used widely from past researcher due to its high accuracy Wan et al. 2018 [9].

### **1.3 Objectives**

The objective of this project is:

1. To review the existing gait recognition in term of deep learning
2. To develop the best gait recognition identification by using CNN Pre-trained Network model.
3. To validate the accuracy of the proposed method in gait recognition algorithm

### **1.4 Project Scope**

This study or project focuses on individual recognition by the gait pattern which are identified by using Gait Energy Image-based recognition system. In this project, CASIA Dataset B will be used in this project. Lateral view or 90° angles view will be used from each normal walking subject to determine the accuracy on each of the selected CNN pre-trained network model such as (CNN Model) model. In this project, MobileNets and ResNet-50 model will be used in this project for the comparison. Jupyter Notebook Software will be used in order to run and develop the algorithm for image classification and extraction.

## **1.5 Report Outlines**

### **Chapter 1 – Introduction**

This chapter briefly explain regarding the project flow such as background of study, problem statement, objective, and project scope.

### **Chapter 2 – Literature Review**

This chapter discuss regarding past researcher paper or journal such as their methods, technique, and accuracy of each method that been using this gait recognition. Various datasets discuss in this chapter and the method been used which is CNN also discussed in this chapter.

### **Chapter 3 - Methodology**

This chapter will explain details regarding the whole project progress. For instance, proposed method on individual recognition based on gait pattern just like mentioned in literature review. Besides, to make it more clearer flow chart will be put on this paper to ensure it easy to understand the process and progress of the project flow.

### **Chapter 4 – Results**

This chapter is regarding the data collection and the results from the experiment. The result will be discuss specifically based on the how things ongoing in this project.

### **Chapter 5 – Conclusion and Recommendations**

This chapter will conclude all the findings throughout this project and will provide the recommendations based on the experience and findings for better future works.

# Chapter 2

## LITERATURE REVIEW

### 2.1 Overview

In this chapter, all the details that related to the studies of gait recognition will be discussed according to the readings and some research from the previous study, article, and journals. All the comparison and purposed dataset will be taking as consideration to decide which methods are the best for this gait recognition. As many methods were taking in consideration, as more quality the result at the end. All kinds of internet and non-internet sources were used for this project in order to collect as much as information to finish this literature review such as IEEE Xplore, Science Direct, Research Gate, Google Scholar, and any passed research or report regarding gait recognition.

### 2.2 Introduction to Gait Recognition

Gait by definition by English dictionary is a manner of walking or moving on foot. According to Zheng et al. [10] Humans may be identified by their distinct walking patterns, which include limb movement patterns and ground response force. Everyone has their own unique and different limb movement patterns appear to aid in the detection of persons from far away, or also known as gait recognition, while ground reaction force and its derivatives, such as footprints, are also used separately by human specialists to identify offenders. Besides, Institute of Electrical and Electronics Engineers. Madras Section et al, [11] also stated that gait recognition is the practise of recognising a person based on their walking style, this is a non-intrusive biometric that allows you to identify individuals from a distance without requiring any interaction or cooperation from the subjects. This is what makes it so appealing as a means of identification. Furthermore, gait is the only biometric that can identify a person from a long distance using low-resolution picture frames. Gait identification is based on parameters such as gait cycle,

stride length, stride breadth, and knee angles. This is due to it impacted by varied dress codes, speed variations, viewing angle variations, and light changes, it is a helpful biometric. Gait recognitions are divided into two methods of forms which are model-based and model-free approach [10]. The main different from these two methods is that the model-based tend to approach tend to recover the underlying mathematical construction of gait with a structure motion model while model-free approach gait recognition does not attempt to recover a structural human motion model with higher performance, mainly using silhouette information of the human body.

### **2.3 Gait Acquisition**

Essentially, gait acquisition was created to acquire human gait data. Human gait data, in general, is a set of temporal-spatial data that incorporates actions of the human body through time. According to Lee and Grimson (2002), there are four methods for collecting human gait data: accelerometer, camera, continuous wave radar, and floor sensor.[12] The human gait possibilities are contained within the information gathered throughout the information gathering procedure.

Singh et al., 2021 stated that [13] First-stage gait identification's primary objective is to collect gait datasets utilising a variety of sensing technologies or elements, all of which are completely different modalities. The quality of the model's output and accuracy are directly related to the quality of the data samples used to build it. Sensor-based aisle acquisition and vision-based aisle acquisition are the two primary forms of aisle acquisition.



created an Android app that used an accelerometer sensor on a smartphone to collect data on gait speed. More complex equipment is required for data sensing for SB gait capture even though precise quantitative empirical evidence is supplied. Clinical therapies for Parkinson's disease, knee osteoarthritis, and other gait-related disorders frequently use these learning strategies.

### **2.3.2 Vision Based**

The recording of visual camera gait data as well as a review of the gait cycle are part of this sensing approach. In this category, there are two sorts of markers: marker-based and marker-free. Marker-based reflective adhesive tape or markers were applied to a human body to record complex features including kinematical parameters, joint angle motion, distance, and others for future analysis. The goal of the study is to build a gait dataset with LED markers that may be utilised in therapeutic recovery treatment. The data included 212 subjects, kinematics, and Kinect restrictions, all of which were combined to create a 2D optical activity analyser. A plug-in system of walking markers with eight ocular cameras is used to acquire diagnostic data for knee sufferers. This sort of sensor has the potential to be beneficial in medical research. In today's world, Kinect sensors (depth cameras) should be utilised to determine the location of the gait joints instead of any of the sensors mentioned above. A gait detection dataset based on 3D skeletons is built using a Kinect sensor. The sensor detects red, green, and blue light aspects, as well as body and face characteristics.