



## Original Research

# Effectiveness of two synthetic hormones (LHRHA and Ovaprim) on induced breeding of the Bornean spotted barb, *Puntius sealei* (Herre, 1933)

Lirong Yu Abit<sup>1\*</sup>, Ahmad Syafiq Ahmad Nasir<sup>2</sup>, Jongkar ak Grinang<sup>2</sup>, Kamil Latif<sup>3\*</sup>



<sup>1</sup> Curtin Aquaculture Research Laboratories (CARL), Curtin University Malaysia, CDT205, Miri, 98000, Sarawak, Malaysia

<sup>2</sup> Faculty of Resource Science and Technology, Universiti Malaysia Sarawak (UNIMAS), 94300, Kota Samarahan, Sarawak, Malaysia

<sup>3</sup> Department of Animal Science and Fisheries, Faculty of Agricultural Science and Forestry, Universiti Putra Malaysia Bintulu Sarawak campus, P.O Box 396, Nyabau Road, 97008 Bintulu, Sarawak, Malaysia

## Article info

### Article history

Received: 05 July 2024

Revised: 09 November 2024

Accepted: 19 December 2024

Published: 30 December 2024

### Keywords

Induced ovulation

Embryonic development

Hormone stimulation

Fertilization success

Reproductive biology

## Abstract

*Puntius sealei* or the Bornean Spotted Barb is a cyprinid of incidental economic importance throughout its distribution range within freshwater habitats of the island of Borneo. The aim of this study was to compare the effectiveness of two synthetic hormones (LHRHA and Ovaprim (SGnRHA + Domperidone) (Manufacturer: Syndel) in inducing ovulation and spermiation in adult fish of this species. The present study was conducted at the wet lab, Faculty of Resources Science and Technology UNIMAS Campus. The study comprised a single experimental trial. A total of 12 pairs of adult fish (12 males and 12 females) were used in this study. The fish were randomly paired at a ratio of 1 male to 1 female fish. 6 pairs of fish were randomly selected and injected intramuscularly with LHRHA while the remaining 6 pairs were injected intramuscularly with Ovaprim. The number of spawnings occurring and early embryonic development was observed and compared. The results showed that Ovaprim successfully induced spawning with viable fertilized eggs in *Puntius sealei* whereas LHRHA did not induce any spawning.

© 2024 Abit et al. This is an open access article distributed under the **Creative Commons Attribution 4.0 International License** ([www.creativecommons.org/licenses/by/4.0](http://www.creativecommons.org/licenses/by/4.0)), which permits unrestricted use, distribution, and reproduction in any medium, provided the original work is properly cited.

## 1. Introduction

The propagation of finfishes through artificial reproduction has become an integral part of aquaculture research and commercial fisheries management (Islam *et al.*, 2016; Rahman *et al.*, 2016). As demand for fish protein increases globally, reliable and efficient breeding techniques are essential to support the sustainable cultivation of aquatic species. Induced breeding using synthetic hormones has become a widely accepted method to facilitate ovulation and spermiation in many freshwater and marine fish species (Ali *et al.*, 2016a; Ali *et al.*, 2016b; Zamri *et al.*, 2022). Hormone preparations are now distributed commercially, enabling researchers and fish breeders to conduct experiments on various species, including those that have received limited scientific attention (Ljubratović *et al.*, 2021; Xu *et al.*, 2023; Yeasmin *et al.*, 2018). The advancement in synthetic hormone technology has led to the replacement of traditional agents like Carp Pituitary Extract (CPE) with more efficient and consistent alternatives, such as Human Chorionic Gonadotropin (HCG), Gonadotropin-Releasing Hormone Analogs (GnRH-a), Luteinizing Hormone-Releasing Hormone Analogs (LHRHA), and Domperidone (DOM) (Ashraf *et al.*, 2024; Kucharczyk *et al.*, 2020).

The LHRHA is a synthetic peptide that mimics the native structure of naturally occurring LHRH. LHRHA acts as a potent stimulator of

### \*Corresponding authors

Email address: [lirongyuabit@curtin.edu.my](mailto:lirongyuabit@curtin.edu.my) (Lirong Yu Abit)  
[kamill@upm.edu.my](mailto:kamill@upm.edu.my) (Kamil Latif)

doi: <https://doi.org/10.69517/jars.2024.01.02.0005>

gonadotropin release, thereby promoting gamete maturation and inducing spawning in many teleost fish (Mohammadzadeh *et al.*, 2020). It is often marketed as a versatile hormone for a wide variety of fish species, with recommended dosages typically ranging between 20–70 µg/kg body weight of broodstock (Khatun *et al.*, 2024; Shabuj *et al.*, 2016). However, its efficiency in certain species can be inconsistent, primarily when used without additional agents, such as dopamine antagonists, which help counteract the inhibitory effect of dopamine on the hypothalamic-pituitary-gonadal axis (Dairaghi *et al.*, 2022).

In contrast, Ovaprim, a commercially available hormone preparation, has emerged as a widely used alternative in induced breeding protocols. Ovaprim is a liquid formulation comprising Salmon Gonadotropin-Releasing Hormone Analog (sGnRH-a) at a concentration of 20 µg/mL and DOM at 10 mg/mL (Zadmajid *et al.*, 2017). The inclusion of Domperidone, a dopamine antagonist, enhances the efficacy of Ovaprim by overcoming the inhibitory effects of dopamine, ensuring reliable induction of ovulation and spermiation (Al Adawiyah *et al.*, 2019; Zadmajid, 2016). Ovaprim has been extensively tested across a variety of freshwater and marine fish species, proving effective and easy to administer due to its stable, pre-mixed liquid form (Chaube *et al.*, 2014; DiMaggio *et al.*, 2013).

The Bornean Spotted Barb (*Puntius sealei*), a member of the Cyprinidae family, is a small to medium-sized freshwater fish endemic to the island of Borneo. It is recognized by its distinct appearance, characterized by four prominent black spots on its midsection and additional spots at the base of the dorsal and anal fins. Despite its incidental economic importance, *P. sealei* remains under-studied, particularly with regard to its reproductive biology and artificial propagation. The species is commonly harvested for food, where it is either consumed fresh or processed into "Kasam Ikan," a local

fermented delicacy. While *P. sealei* is listed as "Least Concern" under the IUCN Red List, increasing exploitation of wild populations for food and ornamental purposes underscores the importance of developing breeding protocols for conservation and sustainable utilization (Abit et al., 2021; Astuti et al., 2023).

Previous studies on *P. sealei* have provided foundational information on its induced breeding and early embryonic development. Study also suggested that a successful induced spawning using Ovaprim at doses of 0.5 mL/kg for females and 0.25 mL/kg for males, reporting high fertilization and hatching rates under controlled conditions (Abit et al., 2021). However, no comparative studies have been conducted to evaluate the effectiveness of other synthetic hormones, such as LHRHA, on spawning induction in this species. Since LHRHA is a widely available and cost-effective hormone, understanding its potential utility in *P. sealei* breeding would provide valuable insights for hatchery operators and researchers.

The aim of the present study was to compare the effectiveness of two synthetic hormones, LHRHA and Ovaprim, in inducing ovulation and spermiation in *P. sealei*. The study focused on determining the spawning success, fertilization rates, and early embryonic development of eggs produced using the two hormone treatments. By comparing the outcomes of LHRHA and Ovaprim, this study sought to identify the more effective hormone for *P. sealei* breeding, while also exploring potential factors that may influence the efficacy of each hormone. The findings of this research hold significance for the sustainable management and artificial propagation of *P. sealei*. Additionally, the study contributes to the broader understanding of synthetic hormone applications in fish reproduction, providing a basis for future studies on related species with similar biological and ecological characteristics.

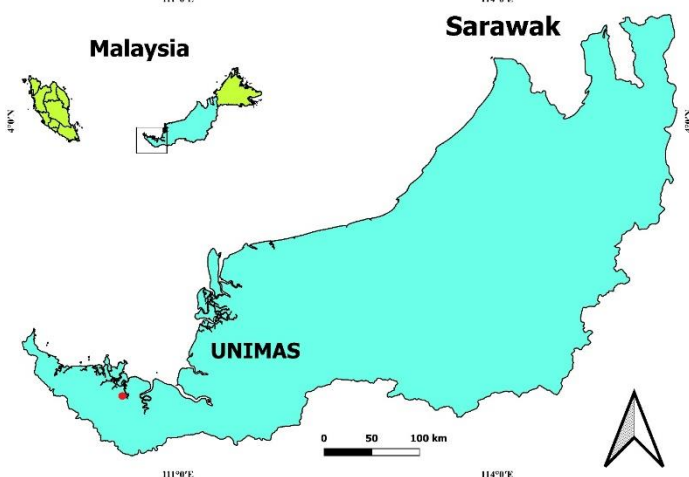
**2. Materials and Methods**

**2.1 Ethical approval**

No ethical approval was required to conduct the study.

**2.2 Experimental animals**

A total number of 12 pairs (24 fish) of mature *P. sealei* were obtained from the Aquatics Wet Lab, Faculty of Resources Science and Technology UNIMAS Campus, Malaysia (Figure 1).



**Figure 1.** The study was conducted in the laboratory of UNIMAS, Malaysia.

**2.3 Broodstock selection**

Only mature broodstock were selected for the breeding trial. The mature male and female broodstocks were selected from a wide pool of captive specimens available at the Aquatics Wet Lab, Faculty of Resources Science and Technology UNIMAS Campus. All fish selected were in healthy condition and of mature size (TL>8CM). The selected broodstock weighed between 85 to 170 grams in body weight. Prior to hormone treatment the fish were segregated by sex into two 1000

litre HDPE tanks equipped with aeration. Hormonal injections were administered after allowing the experimental animals to acclimatize for 24 hours to hatchery conditions.

**2.4 Hormone selection**

Two synthetic hormones (Ovaprim and LHRHA) (Syndel, Canada) were selected for comparison in this study. Hormonal stimulation was performed with two preparations Ovaprim (D-Arg6, Pro9-Net-sGnRH) and LHRHA homogenized in a 0.9% NaCl solution. Fish were injected intramuscularly at the base of the dorsal fin at dosages presented in Table 1.

**Table 1.** Dosage of hormone preparation applied in the reproductive trial of *Puntius sealei*.

| Broodstock sex | Ovaprim        | LHRHA         |
|----------------|----------------|---------------|
| Female         | 0.5ml/kg fish  | 20 µg/kg fish |
| Male           | 0.25ml/kg fish | 20 µg/kg fish |

After 18 hours the tanks of each spawning pair was investigated for fertilized eggs. Any eggs produced were collected and examined under dissecting microscope to determine fertilization. Fertilized eggs were incubated in hatching trays. The influence of stimulants from each experimental treatment on the biological quality of gametes was determined by observing egg samples under microscope till hatching. Survival rate was determined by subtracting the volumetrically estimated total hatching larvae from total estimated egg count.

**2.5 Embryonic and larval development observation**

The developing embryonic stages of fertilized eggs were observed under magnification (compound microscope: LEICA zoom 2000) at 1 hour intervals until hatching.

**2.6 Statistical analysis**

All data collected, including spawning success, fertilization rate, and hatching rate, were analyzed using descriptive statistics (mean and standard deviation). Comparative analysis between the two hormone treatments (LHRHA and Ovaprim) was conducted to evaluate differences in spawning success and embryonic development. Spawning success was expressed as the percentage of female fish that ovulated successfully. Fertilization rate was calculated as the percentage of fertilized eggs out of the total number of eggs produced, while hatching rate was expressed as the proportion of eggs that successfully hatched into larvae. The spatial map of the study area was prepared using QGIS version 3.34.

**3. Results and Discussion**

Ovulation was confirmed in 83.3% of the female *Puntius sealei* (5 individuals) stimulated with Ovaprim, 75% of the spawned eggs were fertilized and underwent embryogenesis and embryos developed normally and hatched within 24 hours of fertilization (Figures 2 to 6). None of the paired fish in the group stimulated with LHRHA spawned. Ambient temperatures ranged from 27 to 29 °C.

Ovaprim-treated females successfully spawned, with a substantial portion of the eggs being fertilized and progressing through normal embryogenesis. The absence of abnormal development during this process indicates that Ovaprim not only triggered ovulation but also supported viable reproductive outcomes (Nargesi et al., 2022, 2023). In contrast, LHRHA-treated pairs did not exhibit any spawning behavior, suggesting a limitation in its ability to stimulate reproductive processes in this species under the conditions of the current study.

The success of Ovaprim can be attributed to its formulation, which combines a SGNRHA with a dopamine antagonist, domperidone. This synergistic combination is crucial for overcoming the inhibitory effects of dopamine, which otherwise suppress the natural release of gonadotropins in fish. By counteracting dopamine's inhibitory role, Ovaprim effectively promotes the release of luteinizing hormone, leading to gamete maturation and ovulation. This mechanism has been widely documented across various teleost

species and explains the consistent success of Ovaprim in artificial breeding trials (Acharjee et al., 2017; Zadmajid et al., 2017).

In contrast, LHRHA, despite being a potent gonadotropin-releasing hormone analog, lacks a dopamine antagonist component. The inability of LHRHA to induce ovulation in this study may stem from the inhibitory effects of dopamine, which remain unmitigated. Additionally, the dosage of LHRHA administered in this study, although within the range recommended for other cyprinid species, might not have been sufficient to stimulate a reproductive response in *Puntius sealei*. Species-specific differences in hormone sensitivity and physiological requirements are well-documented, and this could explain the ineffectiveness of LHRHA under the current experimental conditions (de Abreu et al., 2022; Trudeau et al., 2010).

Another factor that may have influenced the results is the role of environmental conditions, particularly water temperature. Spawning in cyprinids is often highly temperature-dependent, and the ambient temperatures observed during the study were within the typical range for tropical freshwater fish reproduction. However, subtle variations in temperature sensitivity between treatments could also influence hormone efficacy (Arantes et al., 2011; Benitez and Ovidio, 2018). Ovaprim, being a well-established hormone treatment, may exhibit greater consistency in triggering spawning across a wider range of environmental conditions compared to LHRHA (Acharjee et al., 2017; Yasmin et al., 2024).



Figure 4. Organogenesis of developing embryo at 7 hours after fertilization.

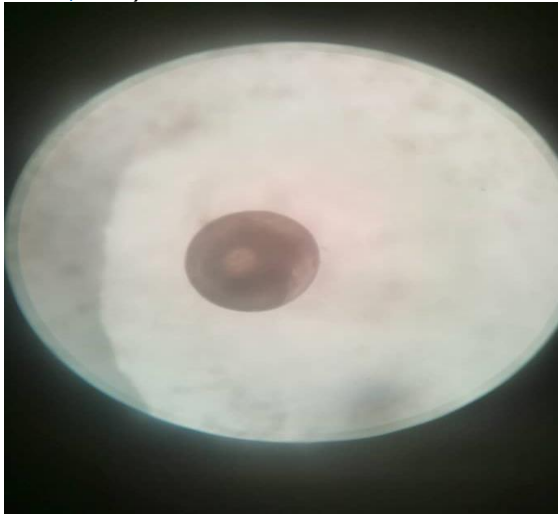


Figure 2. Unfertilized egg.

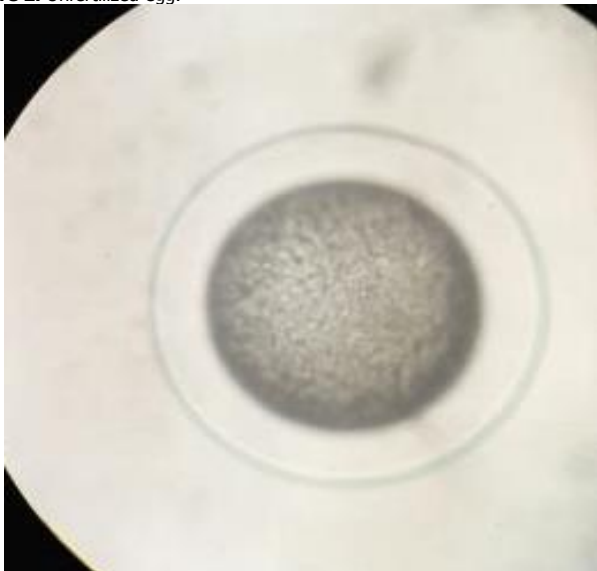


Figure 3. Fertilized egg 2 minutes after spawning.



Figure 5. Prime stage showing emerging fish larvae at 20 hours after fertilization.



Figure 6. Fully developed larvae at 26 hours after fertilization.

The viability of fertilized eggs and successful embryonic development observed in the Ovaprim group further validate its reliability as an effective hormone treatment. The fertilized eggs underwent normal embryogenesis, with no evident abnormalities during key developmental stages, from cleavage to hatching. This suggests that Ovaprim does not compromise the quality of gametes or embryonic development, a critical consideration in artificial propagation programs (Khan et al., 2024; Kjorsvik et al., 2003). The findings of this study highlight the importance of hormone formulation and species-specific responses when selecting treatments for induced breeding. While Ovaprim has proven effective in this study, further investigations are necessary to refine protocols for the use of LHRHA in *P. sealei*. These studies could explore the addition of a dopamine antagonist, higher dosages, or the combination of LHRHA with other exogenous hormones to enhance its efficacy.

#### 4. Conclusions

Ovaprim successfully induced spawning in *Puntius sealei* without causing any abnormalities during embryonic development, while LHRHA failed to trigger any spawning response. The lack of effectiveness of LHRHA could be attributed to factors such as insufficient dosage, the absence of a dopamine antagonist, or the need for additional exogenous hormones to enhance its efficacy. Further research is recommended to explore the optimal conditions and combinations of hormone treatments to improve reproductive outcomes and assess their impacts on the larvae of *P. sealei*.

#### Acknowledgments

The authors would like to acknowledge the logistic and laboratory support of Universiti Malaysia Sarawak (UNIMAS) for conducting this study.

#### Data availability

All available data are presented in the article.

#### Informed consent statement

Not applicable.

#### Conflict of interest

The authors declare no conflict of interest.

#### Authors' contribution

**Conceptualization:** Lirong Yu Abit and Ahmad Syafiq Ahmad Nasir;  
**Data collection:** Lirong Yu Abit, Jongkar ak Grinang and Kamil Latif;  
**Data analysis:** Lirong Yu Abit, Jongkar ak Grinang and Kamil Latif;  
**Figure preparation:** Lirong Yu Abit. All authors critically reviewed the manuscript and agreed to submit final version of the manuscript. All authors critically reviewed the article and agreed to submit the final version of the article.

#### References

Abit LY, Unggang EF, Al-Asif A and Latif K, 2021. A potential endemic cyprinid for aquaculture and food security: The embryonic development of the Bornean spotted barb *Puntius sealei* (Herre, 1933). Asian-Australasian Journal of Food Safety and Security, 5(2): 55–62. <https://doi.org/10.3329/aaifss.v5i2.56956>

Acharjee A, Chaube R and Joy KP, 2017. Ovaprim, a commercial spawning inducer, stimulates gonadotropin subunit gene transcriptional activity: A study correlated with plasma steroid profile, ovulation and fertilization in the catfish *Heteropneustes fossilis*. General and Comparative Endocrinology, 251: 66–73. <https://doi.org/10.1016/j.ygcen.2016.10.001>

Al Adawiyah L, Sulmartiwi L, Bodur T and Budi DS, 2019. Induction of spermiation using Ovaprim™ with topical gill method in the silver rasbora (*Rasbora argyrotaenia*). Theriogenology, 126: 172–176. <https://doi.org/10.1016/j.theriogenology.2018.12.014>

Ali M, Al-Asif A, Shabuj AI, Omar F, Vaumik S, Zafar A and Sharif BMN, 2016a. Dose optimization with synthetic hormone flash for induced spawning of Shing (*Heteropneustes fossilis*). International Journal of Fauna and Biological Studies, 3: 39–45.

Ali MM, Al-Asif A, Shabuj AI, Faruq O, Vaumik S, Sharif BMN and Zafar MA, 2016b. Technology of artificial breeding of catfish species in the hatcheries in Jessore region, Bangladesh. International Journal of Fisheries and Aquatic Studies, 4: 180–188.

Arantes FP, Santos HB, Rizzo E, Sato Y and Bazzoli N, 2011. Influence of water temperature on induced reproduction by hypophysation, sex steroids concentrations and final oocyte maturation of the "curimatã-pacu" *Prochilodus argenteus* (Pisces: Prochilodontidae). General and Comparative Endocrinology, 172(3): 400–408. <https://doi.org/10.1016/j.ygcen.2011.04.007>

Ashraf S, Khizar F, Mushtaq I, Masud H, Shah SAH and Sarwar MS, 2024. Latency period and ovulation rate of *Pangasius hypophthalmus* after the induction of different doses of ovaprim breeding hormone. Journal of Aquatic Research and Sustainability, 1: 3–7. <https://doi.org/10.69517/jars.2024.01.01.0002>

Astuti SS, Hariati AM, Kusuma WE, Yuniarti A, Kurniawan N and Wiadnya DGR, 2023. Anthropogenic introduction of the Spotted Barb, *Barbodes binotatus*, across the Wallace Line in western Sulawesi, Indonesia. Biodiversitas Journal of Biological Diversity, 24(3): 1916–1925. <https://doi.org/10.13057/biodiv/d240369>

Benitez J and Ovidio M, 2018. The influence of environmental factors on the upstream movements of rheophilic cyprinids according to their position in a river basin. Ecology of Freshwater Fish, 27(3): 660–671. <https://doi.org/10.1111/eff.12382>

Chaube R, Singh RK and Joy KP, 2014. Effects of ovaprim, a commercial spawning inducer, on vasotocin and steroid hormone profiles in the catfish *Heteropneustes fossilis*: In vivo and in vitro studies. General and Comparative Endocrinology, 195: 190–200. <https://doi.org/10.1016/j.ygcen.2013.11.009>

Dairaghi L, Constantin S, Oh A, Shostak D and Wray S, 2022. The dopamine D4 receptor regulates gonadotropin-releasing hormone neuron excitability in male mice. Eneuro, 9(2): ENEURO.0461-21.2022. <https://doi.org/10.1523/ENEURO.0461-21.2022>

de Abreu MR, de Jesus Silva LM, Figueiredo-Ariki DG, Sato RT, Kuradomi RY and Batlouni SR, 2022. The effect of LHRHa with and without dopamine antagonist on reproductive performance in lambari *Astyanax altiparanae*. Aquaculture, 550: 737883. <https://doi.org/10.1016/j.aquaculture.2021.737883>

DiMaggio MA, Broach JS and Ohs CL, 2013. Evaluation of Ovaprim and human chorionic gonadotropin doses on spawning induction and egg and larval quality of pinfish, *Lagodon rhomboides*. Aquaculture, 414–415: 9–18. <https://doi.org/10.1016/j.aquaculture.2013.07.012>

Islam MM, Al-Asif A and Amin MR, 2016. The induced breeding of common carps (*Cyprinus carpio*) in Bangladesh. Indian Journal of Science, 23(84), 619–632.

Khan SA, Sherzada S, Ahmad QA, Hussain A, Hussain N and Nowosad J, 2024. Captive breeding and early developmental dynamics of *Cirrhinus mrigala*: Implications for sustainable seed production. Animals, 14(19): 2799. <https://doi.org/10.3390/ani14192799>

Khatun P, Saha P, Islam MZ, Islam A, Islam MA and Islam P, 2024. The reality of the use of growth hormones in fish (Rui (*Labeo*

- rohita), Catla (*Catla catla*), and Monosex Tilapia (*Oreochromis niloticus*) production. Current Research in Food Science, 8: 100709. <https://doi.org/10.1016/j.crfs.2024.100709>
- Kjørsvik E, Hoehne-Reitan K and Reitan KI, 2003. Egg and larval quality criteria as predictive measures for juvenile production in turbot (*Scophthalmus maximus* L.). Aquaculture, 227(1–4): 9–20. [https://doi.org/10.1016/S0044-8486\(03\)00492-7](https://doi.org/10.1016/S0044-8486(03)00492-7)
- Kucharczyk D, Nowosad J, Wyszomirska E, Cejko BI, Arciuch-Rutkowska M, Juchno D and Boroń A, 2020. Comparison of artificial spawning effectiveness of hCG, CPH and GnRH $\alpha$  in combination with dopamine inhibitors in a wild strain of ide *Leuciscus idus* (L.) in hatchery conditions. Animal Reproduction Science, 221: 106543. <https://doi.org/10.1016/j.anireprosci.2020.106543>
- Ljubobratović U, Kwiatkowski M, Tóth F and Demény F, 2021. Effects of hormonal treatment before water warming on synchronisation of spawning time, oocyte size, and egg quality in pikeperch (*Sander lucioperca*). Animal Reproduction Science, 226: 106712. <https://doi.org/10.1016/j.anireprosci.2021.106712>
- Mohammadzadeh S, Moradian F, Yeganeh S, Falahatkar B and Milla S, 2020. Design, production and purification of a novel recombinant gonadotropin-releasing hormone associated peptide as a spawning inducing agent for fish. Protein Expression and Purification, 166: 105510. <https://doi.org/10.1016/j.pep.2019.105510>
- Nargesi EA, Falahatkar B and Żarski D, 2022. Artificial reproduction of Caspian roach, *Rutilus caspicus* following stimulating ovulation with Ovaprim, Ovopel, and their combinations under controlled conditions. Animal Reproduction Science, 238: 106932. <https://doi.org/10.1016/j.anireprosci.2022.106932>
- Nargesi EA, Falahatkar B, Żarski D and Gorouhi D, 2023. The effectiveness of Ovaprim, Ovopel, and their combinations in artificial reproduction of common rudd *Scardinius erythrophthalmus* under controlled conditions. Theriogenology, 199: 114–120. <https://doi.org/10.1016/j.theriogenology.2023.01.014>
- Rahman MH, Rahman MA, Hossain MMM, Yeasmin SM and Al-Asif A, 2016. Effect of feeding management of broodstock on breeding performance of bata (*Labeo bata*). Asian Journal of Medical and Biological Research, 1(3): 553–568. <https://doi.org/10.3329/ajmbr.v1i3.26479>
- Shabuj MAI, Al-Asif A, Faruq O, Bari MR and Rahman MA, 2016. Brood stock management and induced breeding of Thai Pangus (*Pangasius hypophthalmus*) practiced in the hatcheries of Jessore region, Bangladesh. International Journal of Business, Social and Scientific Research, 4(4): 235–246.
- Trudeau VL, Somoza GM, Natale GS, Pauli B, Wignall J, Jackman P, Doe K and Schueler FW, 2010. Hormonal induction of spawning in 4 species of frogs by coinjection with a gonadotropin-releasing hormone agonist and a dopamine antagonist. Reproductive Biology and Endocrinology, 8: 36. <https://doi.org/10.1186/1477-7827-8-36>
- Xu L, Zhao M, Ryu JH, Hayman ES, Fairgrieve WT, Zohar Y, Luckenbach JA and Wong T, 2023. Reproductive sterility in aquaculture: A review of induction methods and an emerging approach with application to Pacific Northwest finfish species. Reviews in Aquaculture, 15: 220–241. <https://doi.org/10.1111/raq.12712>
- Yasmin R, Rahman MM, Chakraborty S, Sarker BS, Bappy MMM, Sarker PK, Albeshr MF, Arai T and Hossain MB, 2024. Comparative evaluation of the efficacy of three GnRH analogues in induced breeding of stinging catfish, *Heteropneustes fossilis* under hatchery conditions. Frontiers in Sustainable Food Systems, 8: 1445760. <https://doi.org/10.3389/fsufs.2024.1445760>
- Yeasmin SM, Rahman MH, Rahman MA, Al-Asif A, Farid MA and Billah MM, 2018. Influence of feeding administration of brood-stock on breeding performance of common carp (*Cyprinus carpio* Linnaeus, 1758). Journal of Aquaculture Engineering and Fisheries Research, 4(3): 127–137.
- Zadmajid V, 2016. Comparative effects of human chorionic gonadotropin (hCG) and OvaprimTM (sGnRH $\alpha$ +domperidone) on the reproductive characteristics of wild-caught male Longspine scraper, *Capoeta trutta* (Heckel, 1843). Aquaculture, 463: 7–15. <https://doi.org/10.1016/j.aquaculture.2016.05.029>
- Zadmajid V, Mirzaee R, Hoseinpour H, Vahedi N and Butts IAE, 2017. Hormonal induction of ovulation using OvaprimTM [(D-Arg6, Pro9NET)-sGnRH + domperidone] and its impact on embryonic development of wild-caught Longspine scraper, *Capoeta trutta* (Heckel, 1843). Animal Reproduction Science, 187: 79–90. <https://doi.org/10.1016/j.anireprosci.2017.10.009>
- Zamri AS, Zulperi Z, Esa Y and Syukri F, 2022. Hormone application for artificial breeding towards sustainable aquaculture - A review. Pertanika Journal of Tropical Agricultural Science, 45(4): 1035–1051. <https://doi.org/10.47836/pjtas.45.4.11>

---

**Publisher's note**

Genesis Publishing Consortium Limited pledges to maintain a neutral stance on jurisdictional claims shown in published maps and institutional affiliations.

---