

## **Final Year Project**

**Project Title: Online QR Pass for Event Management System**

**Supervisor: Miss Jennifer Fiona Wilfred Busu**

**Name : Rashshell Anak Matan**

**Matrix Number: 57693**



UNIVERSITI MALAYSIA SARAWAK

THESIS STATUS ENDORSEMENT FORM

TITLE ONLINE GR PAS FOR EVENT MANAGEMENT SYSTEM

ACADEMIC SESSION: 2016/2017

RASHSHELL ANAK MATAN

(CAPITAL LETTERS)

I hereby agree that this Thesis\* shall be kept at the Centre for Academic Information Services, Universiti Malaysia Sarawak, subject to the following terms and conditions:

1. The Thesis is solely owned by Universiti Malaysia Sarawak
2. The Centre for Academic Information Services is given full rights to produce copies for educational purposes only
3. The Centre for Academic Information Services is given full rights to do digitization in order to develop local content database
4. The Centre for Academic Information Services is given full rights to produce copies of this Thesis as part of its exchange item program between Higher Learning Institutions [ or for the purpose of interlibrary loan between HLI ]
5. \*\* Please tick ( ✓ )

- ☐ CONFIDENTIAL (Contains classified information bounded by the OFFICIAL SECRETS ACT 1972)
- ☐ RESTRICTED (Contains restricted information as dictated by the body or organization where the research was conducted)
- ☒ UNRESTRICTED

R  
(AUTHOR'S SIGNATURE)

Validated by  
Jennifer  
(SUPERVISOR'S SIGNATURE)

Permanent Address

KAMPUNG MELABANG  
JLN DATO MOHD KHAJA  
94300 KOTA SAMARAHAN

Date: 9/8/2020

Date: 09.08.2020

Note \* Thesis refers to PhD, Master, and Bachelor Degree

\*\* For Confidential or Restricted materials, please attach relevant documents from relevant organizations / authorities



## **DECLARATION**

I hereby declare that this project is my original work. I have not copied from any other student's work or any other except where due to reference or acknowledgement is not made explicitly in the text, nor has any part had been written for me by another person.

.....

Rashshell Anak Matan

Faculty of Computer Science and Information Technology

University of Malaysia Sarawak



## **ACKNOWLEDGEMENT**

This project effort has been established to meet the academic necessities of University Malaysia Sarawak for the accomplishment of Bachelor of Degree (Hons) in Computer Science. The accomplishment of any tasks total be depends to a great extent on the consolation and rules of numerous others. I would like to entail this opportunity to express my appreciation and gratefulness to those who have been included either directly or by implication within the fruitful completion of this system.

First, I would like to express my appreciation to God for conceding me the tolerance and self-motivation correspondingly good health through the progress and until the accomplishment of this project. I would like to show my deepest appreciation to Miss Jennifer Fiona Wilfred Busu, my Final Year Project Supervisor, who added encouraging endorsements and inspiration by helping me to assembly my project particularly in writing this report. This project would not have happened without her reassurance and supervision moreover her care and self-assurance in me for finishing this project. I would also like to express my appreciation for her for having hope and self-confidence in me.

Secondly, I would like to wish my sincerest thankfulness to my examiners, Dr Nadianatra (FYP1) and Mdm Nurul Zawiyah(FYP2), who had provided productive feedbacks and comments regarding to my Final Year Project. I would also like to address special thanks to my Final Year Project coordinator, Professor Dr. Wang Yin Chai, who had delivered valuable advices. Furthermore, I wish to express my extreme gratitude to my parents for being my provision and my power whenever I desired backing no matter what. I would also take this probability to precise my thankfulness to all respondents who have contributed to this project included my friends and course mates.



## Table of Content

Abstract.....	1
<b>Chapter 1:Introduction</b>	
1.1 Project Title.....	2
1.2 Introduction.....	2
1.3 Problem Statement.....	2
1.4 Objectives.....	3
1.5 Methodologies.....	3-4
1.6 Scope.....	4
1.7 Significance of Project.....	4.
1.8 Project Schedule.....	5
1.9 Expected outcome.....	6
 <b>Chapter 2:Literature Review</b>	
2.1 Introduction.....	7
2.2 Related Work.....	7
2.2.1 VENUERIFIC.....	8-11
2.2.2 SVC(SARAWAK Cultural Village).....	11-14
2.2.3 Malaysia Travel.....	14-17
2.3 Comparison Between Three Reviewed System.....	18
2.4 Review of Tools and Technology.....	18
2.3.1 QR Code.....	18-19
2.3.2 Xampp.....	19
2.3.3 Bootstrap.....	20
2.5 Conclusion.....	20
 <b>Chapter 3:Requirement Analysis And Design</b>	
3.1 Introduction.....	21
3.2 Rapid Application Development.....	21-22
3.2.1 Analysis.....	22
3.2.2 :Proposed Analysis System.....	23
3.2.3: Questionnaires.....	23-24
3.2.4 :Software requirement.....	25-26
3.2.5: Hardware Requirement.....	26
3.3 Design and Prototyping.....	27
3.3.1 :Use case Diagram.....	27-38
3.3.2: Sequence Diagram.....	38-45
3.3.3:Activity diagram.....	46



3.3.4:Class Diagram .....	47
<b>3.4 Wireframes .....</b>	<b>48-51</b>
3.5 Prototype Cycle .....	52
3.5.1 Develop .....	52
3.5.2 Demonstrate .....	52
3.5.3 Refine .....	52
3.6 Testing .....	52-53
3.7 Implementation .....	53
3.8 Summary .....	53

## **Chapter 4:Implementation**

4.1 Introduction .....	54
4.2Installation and configuration system.....	54
4.2.1Software Installation.....	54
4.2.2. XAMPP .....	55
4.2.3 PHPMyadmin .....	56-58
4.3Website Implementation .....	59
4.3.1 Participant (User Site) .....	59-67
4.3.2 Admin Site .....	67-74
4.3.3Organizer Site .....	75-82
4.4 Summary .....	83

## **Chapter 5:Testing**

5.1 Introduction .....	84
5.1.2Functional Testing.....	84
5.1.3unit testing.....	84-85
5.1.3integration testing.....	85-93
5.2Non-Functional Testing .....	94
5.2.1 System Testing .....	94-100
5.3User Acceptance Results .....	101-108
5.4 Summary .....	108

## **Chapter 6:Conclusion and future work**

6.1 Introduction .....	109
6.2 achievement .....	109
6.3 Limitation and constraints.....	109
6.4 Future Work .....	119-110
6.5 conclusion .....	110



<b>References</b> .....	<b>111</b>
<b>Appendix</b> .....	<b>112-114</b>



### **Abstract**

*The output of the project is for the visitor to participate the event by booking the event and the event will generate QR code as the pass for the event entry. The system also will become a platform to promote event based on culture that related to any kind of local festival in Sarawak. The system will be developing using an open source programming language for web developer, in this case project will using an open source software meaning it is free of charge, and also the structured of the website will be associated with other programming language tool such as HTML 5, CSS, PHP, Javascript and MYSQL. This proposed system also require a database system in order to save the data regarding customer's data or about the website itself.*

### **Abstrak**

*Output dari projek ini adalah untuk pengunjung mengambil bahagian dalam acara dengan menempah acara tersebut dan acara tersebut akan menghasilkan kod QR sebagai pas untuk entri acara. Sistem ini juga akan menjadi platform untuk mempromosikan acara berdasarkan budaya yang berkaitan dengan jenis apa pun festival tempatan di Sarawak. Sistem ini akan dibangunkan dengan menggunakan bahasa pengaturcaraan sumber terbuka untuk pembangun web, dalam hal ini projek akan menggunakan perisian sumber terbuka yang bermaksud percuma, dan juga laman web yang tersusun akan dikaitkan dengan yang lain alat bahasa pengaturcaraan seperti HTML 5, CSS, PHP, Javascript dan MYSQL. Sistem yang dicadangkan ini juga memerlukan sistem pangkalan data untuk menyimpan data mengenai data pelanggan atau mengenai laman web itu sendiri.*



## **1.1 Title**

Online QR Pass for Event Management System

## **1.2 Introduction**

Sarawak is one of the Malaysian state on Borneo, stretches along the island northwest coast. Various event and festival are celebrated throughout the year. Sarawak festivals and events are steeped in traditional animistic belief and influences of world religion and its rich cultural heritages performed by different race and communities in Sarawak. Currently, visitors come to Sarawak for many reason, many of them come to learn numerous nature beauty, some of them come to come to learn about the local events and festivals such as Rainforest World Music Festival and Borneo Cup Motocross Championship respectively. The local event and festival encourages the social interaction by allowing the visitors participate in various cultures in order to creates new knowledge and a better bond with local people in Sarawak. .

## **1.3 Problem Statement**

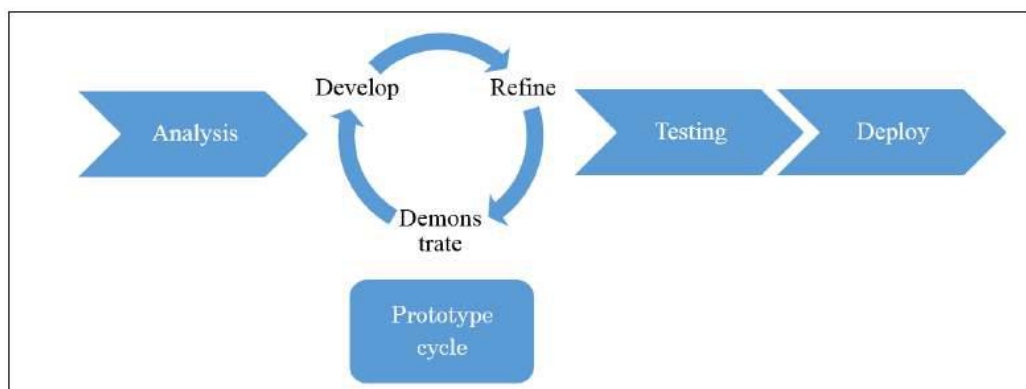
Sarawak has many interesting festivals over the years which related to different cultures performed by different race and communities in Sarawak, but it still many people inside or outside of the city does not know that Sarawak has this unique and big potential event which can be promote to local people and tourists. It is because lack of promotion and information from the event organizer. The current platform they use to promote is just media social, newspaper and by mouth to mouth. This is not giving the details and up to date information. Its cause difficulties of accessing the information for visitors who need to know this events will be held. This issue might cause not all details include in the promotion information on the platform, such as features they offers, development process of the event, activities and what new during the event session. The other issue related to the promotion problem there is also some difficulties regarding the booking, registration and payment for the events. The current technique they using is booking manually, using call booking or the visitors direct came to the event organizer.



### **1.4 Objectives**

1. To develop online event management system based on Sarawak Culture and Festival.
2. To develop a system where the event organizer can create the events and quests based on Sarawak culture so the visitor can participate the event.
3. To design a notification feature, enabling the dissemination of latest information on events, activities and new features.

### **1.5 Methodology**



*Figure 1.0 :Graphical representation of Rapid Application Development*

The approach methodology that use in this Online QR Pass for Event management system is Rapid Application Development(RAD). RAD is considered as this methodology can adaptive to changes in requirements with minimal development time. In this RAD model, it content phases that must be follow to complete the project for the faster system delivery. The Most important aspect for this model to be successful is to ensure the prototype are reusable.

In the analysis phase, the process will be carried out by querying and gathering information from users. The next phase in RAD involves developing the project by coding. This can be go through by an iterative phase whereby is a need to develop a system and gain feedback from users and FYP supervisor. This phase will be repeated



for all the functions that are to be incorporated into the project and until the results of the refinement is achieve, then it can be proceed to the testing of the project. The last phase of the RAD is development of the system where computerized tools for web based system development and human techniques such as planning skills are use to achieve the goals of the project.

### **1.6 Scope**

In this system, the event management and organizer will be able to manage all the information about the events and what they going to offer. It is important for the participant to get into the information about the events and update all the time. Participants should can access and do the booking through the website anytime and get the latest information so they would not get confused.

### **1.7 Significance of project**

A system(website) develop ,create and design to manage all the problem related to the so that the event organizer can add , update ,delete and share any kind of information related to the event to the public effectively and efficiently. All the information related to the events will be access by users(participants) using the system to see the development , activities, and features offering .



## 1.8 Project Schedule

The project schedule is used as guidance for the progression of the proposed project. The Gantt Chart below shows the activities of the final year project 1 for semester 1, 2019/2020

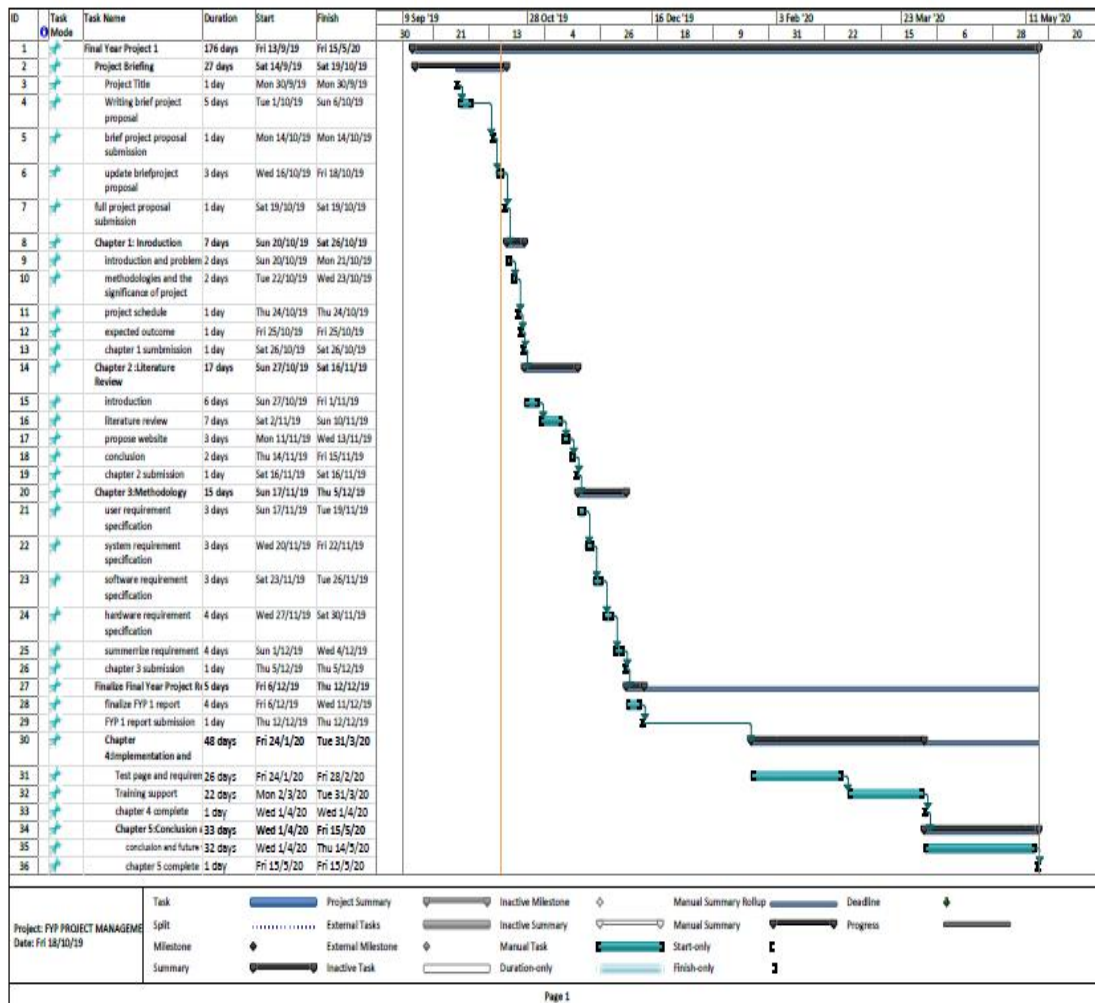


Figure 1.1 Project Schedule for FYP1, 2019/2020



### **1.9 Expected outcome**

In this system ,Participants can register for an event from anywhere, the data in will be centralized and event organizer ,admin can keep the record of the participants in the system. For this project,registered participation will be given a QR code by the system after registering their event purpose.This QR code is to presented by them at the main entrance. The security or the organizer at the main entrance will use a scanner to scan the QR code before allowing them into the event participation.



## **Chapter 2:Literature Review**

### **2.1 Introduction**

In this Chapter, literature review is a critical present and analysis of the published work on the particular of studies related to proposed project . Literature review is a document to provide the summary,comparison and assessment of a system.In this chapter will focus on the background of the system,features and technologies,advantages and disadvantages that contained in an existing system. The proposed of the literature review is gain the idea about the possible features and technologies and make comparison with the proposed system. It is an important process in literature review to understand process, theories, and features from the similar existing system in order to develop more good and high quality of a system. Besides, literature review help to identify the strength and weakness of the system.This strength and weakness give an opportunities to improve in the proposed system.In this literature review, there are three type of the sources of website that have been referred in this project as to compare between the existing system and the proposed system (Online QR pass for event management).

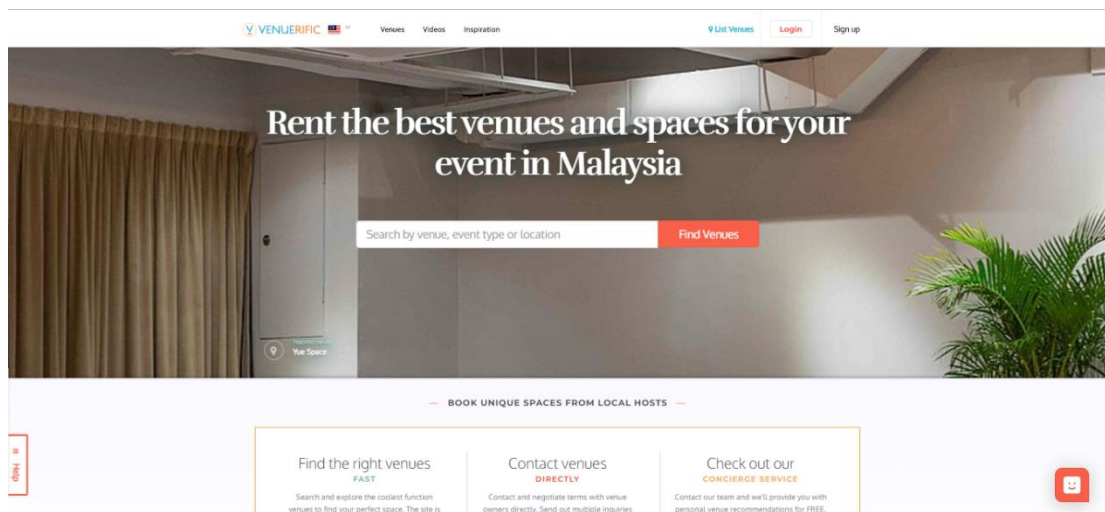
### **2.2 Related Work**

Software systems for event management nowadays are mostly web-based whereby a system software is accessed over an internet connection using the web browsers(Millers, 2009).Web-based systems are most cost efficient,highly accessible and can be easily managed and updated all the time.Currently,one of the most powerful aspects of use in the internet is that anyone can browse information and do their purchase or online booking. As we can see from Web sites which provide a online booking reservation for events management (website) contain vital sales, promotion and a real-time online reservation services(Millers, 2009).The Web site visitors also already now recognized as a potential guest of the online booking Web site for events organized. Even visitors who are not booking are now perceived as often being in the important "research" phase of the events process.

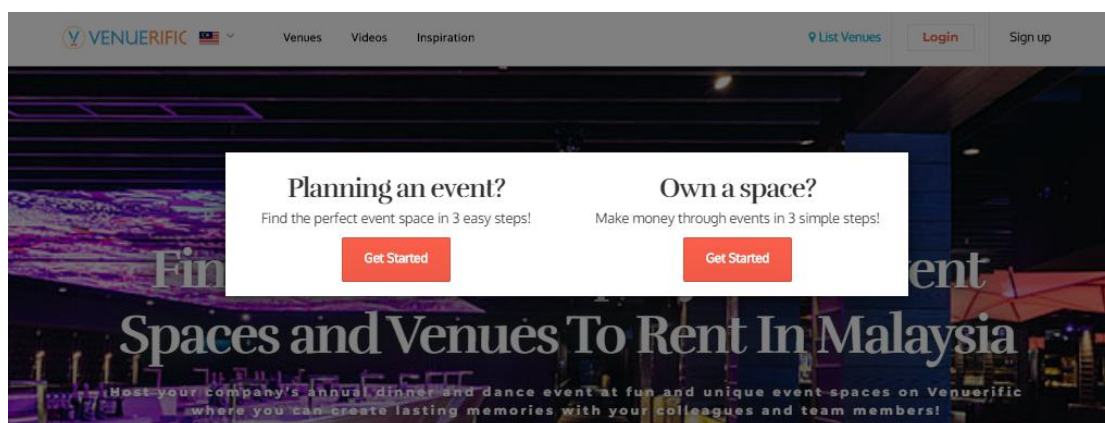


### **2.2.1 VENUERIFIC**

VENUERIFIC is online platform(website) that connects people who are looking for host an event such as seminar, meeting,birthday,wedding and others with people owns spaces that are suitable. The spaces may vary from commercial business such as cafes,restaurant,bar,hotels, function halls to non-commercial such as private estates,lofts,island and warehouse.Apart from this VENUERIFIC has also become one of the stop shop for people that want to grow their business through events.



*Figure 2.1: Home Page of VENUERIFIC website (VENURIFIC, 2019)*



*Figure 2.2: VENUERIFIC sign up page (VENUERIFIC, 2019)*



For the event registration and venue, the user must login and make registration into website and choose “Planning for Event” or “ Own a space” . Two type of categories will differentiate whether the user want to “book the venue for an event” or “book an events at certain venue”.

### Book an Event at certain venue site

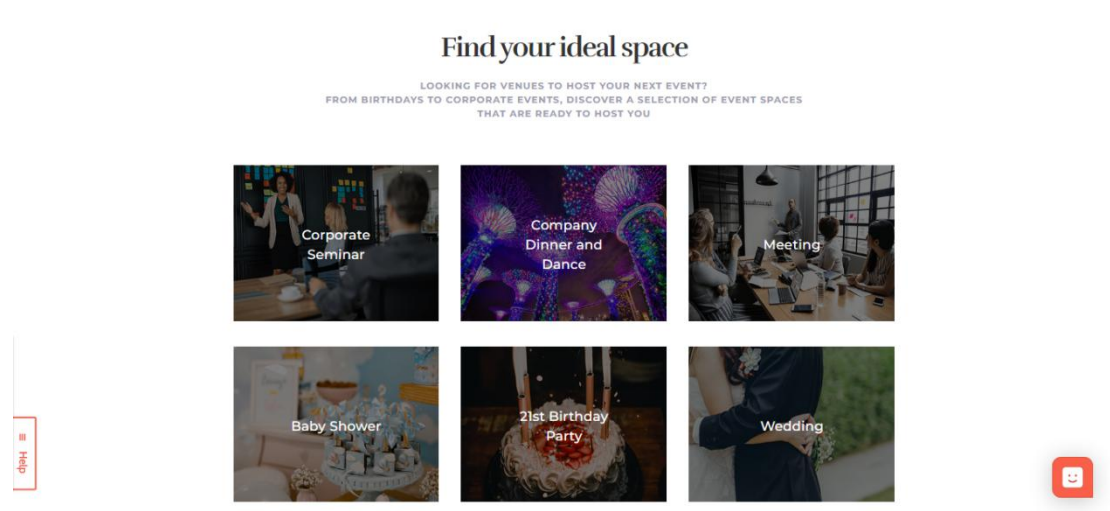


Figure 2.2 : VENUERIFIC Event Selection page (VENUERIFIC, 2019)

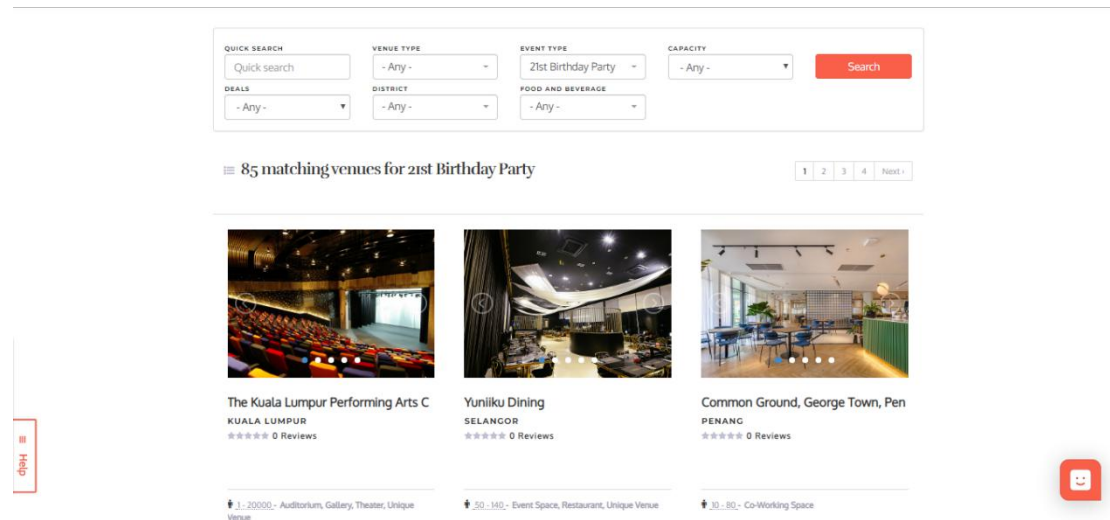


Figure 2.3: VENUERIFIC Searching Page for events( VENUERIFIC, 2019)



Users enter the website as a guest that can view and book the available venues to host an events. The website has two different the main function, the first main function the user can select and the second function is to search the the available events offered in the website such seminar,company dinner and dance,baby shower and directly book the venue for entry registration.

## Book the venue for an Event site

The second main function is the user can organized their own event by booking the venue available in website and host an event they like such birthday party, wedding and meeting.The user will make booking on the registration form in selected venue for the enquiry.

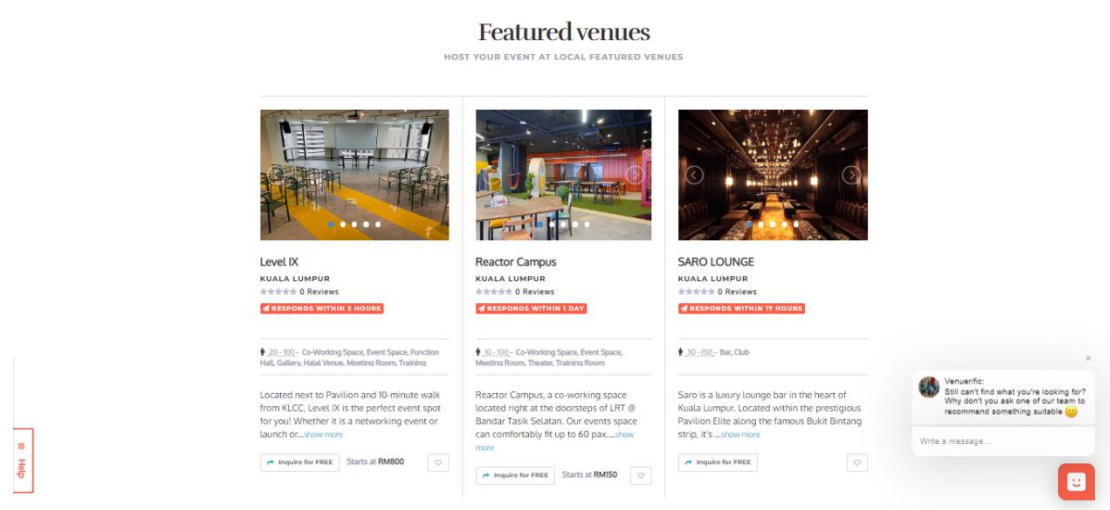


Figure 2.4:Featured Venue Page (VENUERIFIC, 2019)



VENUERIFIC

Venues Videos Inspiration

List Venues Login Sign up

### New event inquiry for Level IX

What best describes your event?

Give your event a name \*

Select Event Type

When and how long is your event?

select date \* 12:00 For \* 4 Hours

Estimated budget?

MYR Estimated Budget \* For \* Guest

Customer Details

Name \*

Company (optional)

Help

Chat icon

Figure 2.5: Inquiry venue page (VENUERIFIC, 2019)

### 2.2.2 SVC (Sarawak Cultural Village)

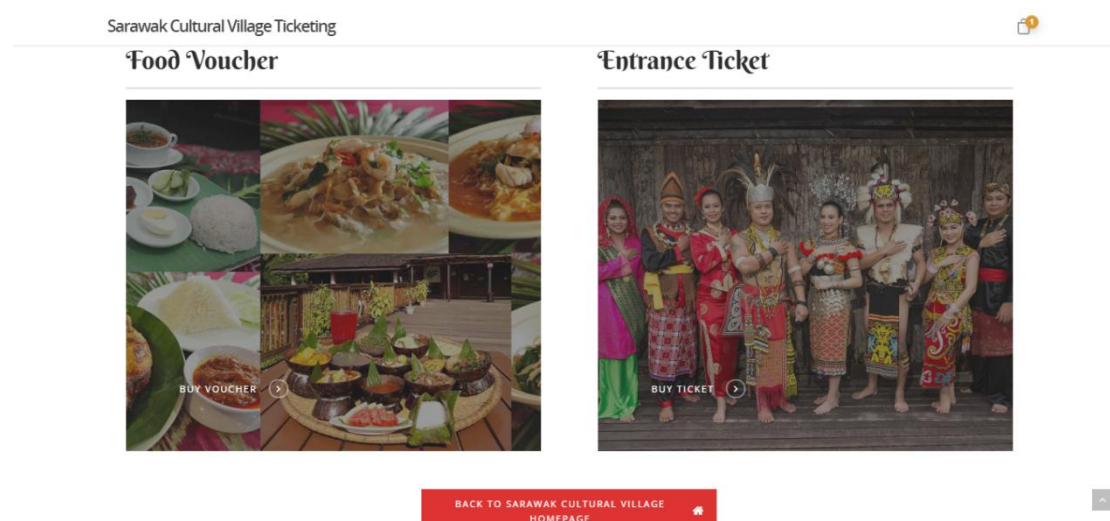
SVC (Sarawak Cultural Village) is one stop website is one-stop website for everything you need for Sarawak Cultural Village located in Santubong, Kuching. The website will offered event packages , good ethnic restaurant and handicrafts shop on-site. It has been receiving Award-winning living museum offering an introduction to local cultures and lifestyles.



Figure 2.6: Home Page SVC( SVC, 2019)



The website has two different categories which are Food Voucher and Event booking and registration. The first feature for SVC website is Food Voucher page, the visitor can view and select the available local and traditional foods by add they want in chart. The second feature is for event entry(entrance ticket), the visitor can view the available events and make booking. The food voucher and event ticket will send to the visitor after payment is made.



*Figure 2.7: Selection page Food Voucher and Entrance Ticket (SVC, 2019)*

In the event page will show the details of the events such as dates, prices and activities of event when the visitors book. Visitor will click “select” to book the event packages and the user will fill their details in the booking page. In the booking page, visitor only can select the available dates that already fix by the system for the event entry only. The details of booking and payment will show in the booking form.



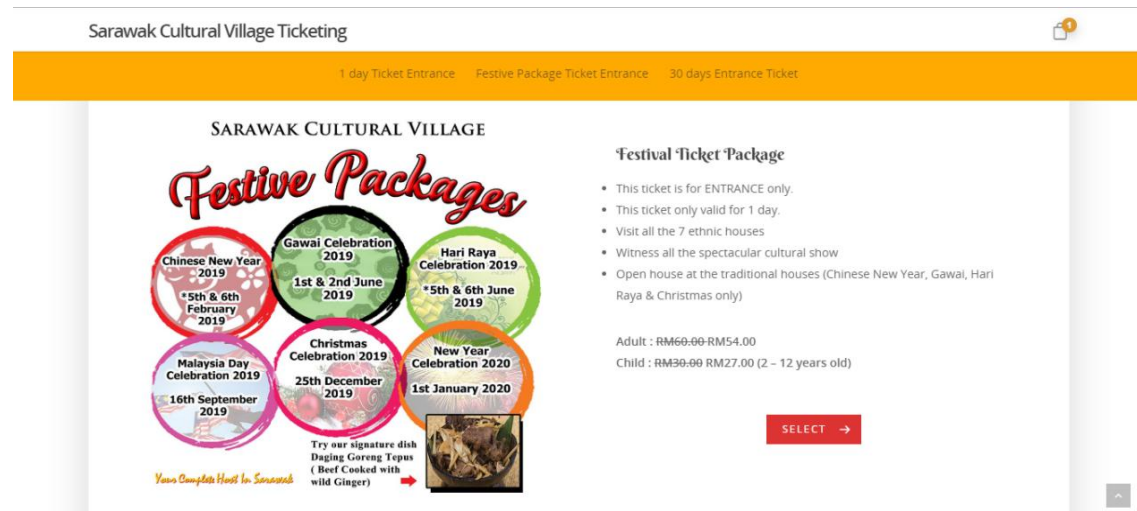


Figure 2.8: Event package page ( SVC , 2019)

• Adult : ~~RM60.00~~ RM54.00  
• Child : ~~RM30.00~~ RM27.00 (2 - 12 years old)

This ticket only applicable for every:

- 25th December Christmas Celebration
- 1st January New Year Celebration
- 25th - 26th January Chinese New Year
- 24th - 25th May Hari Raya Celebration
- 1st - 2nd June Gawai Celebration
- 16th September Malaysia Day Celebration

**RETURN POLICY**

1. All the tickets sold are NOT refundable unless it's double entry in the payment Gateway.
2. It will take 30 days to proceed with the refund for the double entry payment.

Adult:  Adult Ticket Entrance

Child:  Child Ticket Entrance

Date: Choose...

/  /

Month Day Year

**Booking cost: RM81.00**

**BOOK NOW**

Figure 2.9: Booking form page( SVC ,2019)

In the food voucher page , the user can add the foods in the chart by clicking “add chart” in the web-page and the details of food that the user want to buy will show in the booking form. User can edit the quantity of food and the total price will count in the web page whether the user want to “proceed to checkout” and pay or “continue shopping”.



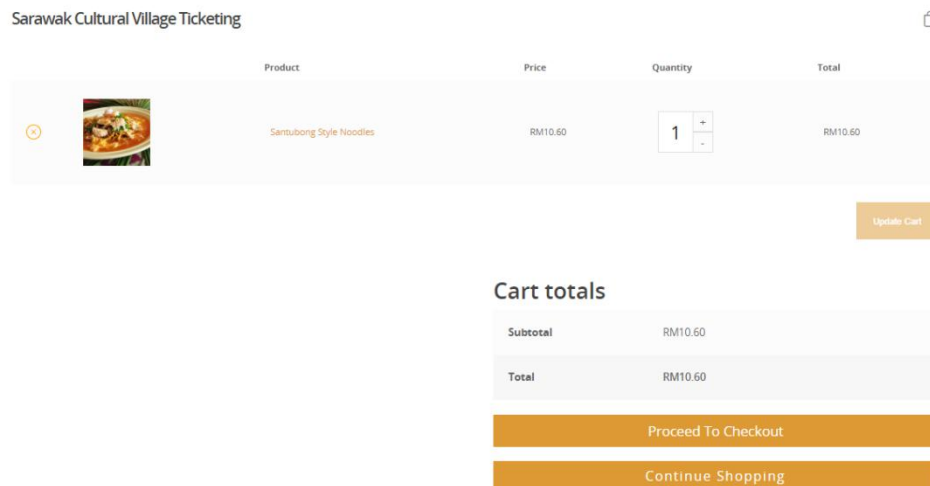


Figure 2.10: Food Voucher Page (SVC, 2019)

### 2.2.3 Malaysia Travel

Malaysia Travel is online platform (website) that use in Malaysia for online event booking and travel packages. In this website the visitor can view most all of the events and travel packages available in Malaysia especially Sarawak and Sabah which is the main authorities for visitor to come and enjoy various kind of multicultural events and travels.

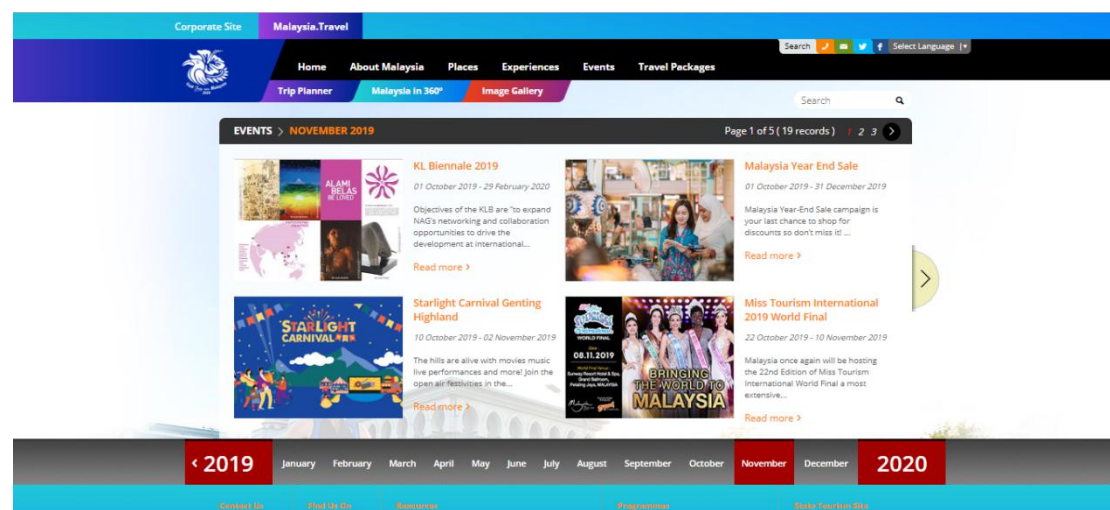
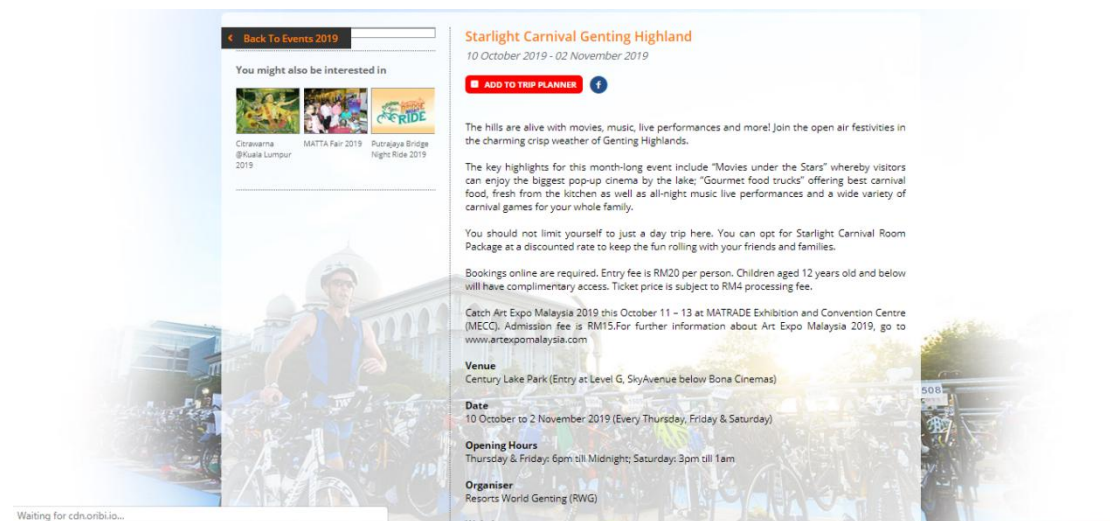


Figure 2.11: Main Page of Malaysia Travel (Malaysia Travel, 2019)



The website have two main features which are the visitor can book the events packages and book for travel packages. The first feature is event packages, by click the available events listed in the website , user able to view all the event packages available in different places .User also can view the details of the events such as event description,dates,booking venue , price, organizer and person capacity for an event .The user can add the event into the “Trip planner” if they interest to participate the event.



*Figure 2.12: Event Package(Malaysia Travel, 2019)*

The second feature is for travel packages booking. In this page , user able to view the travel packages list for online booking. When the user click one of the selected package, the details of travel packages will show to the user. The user will selected two choice “Get a Quote” and “Buy Now”



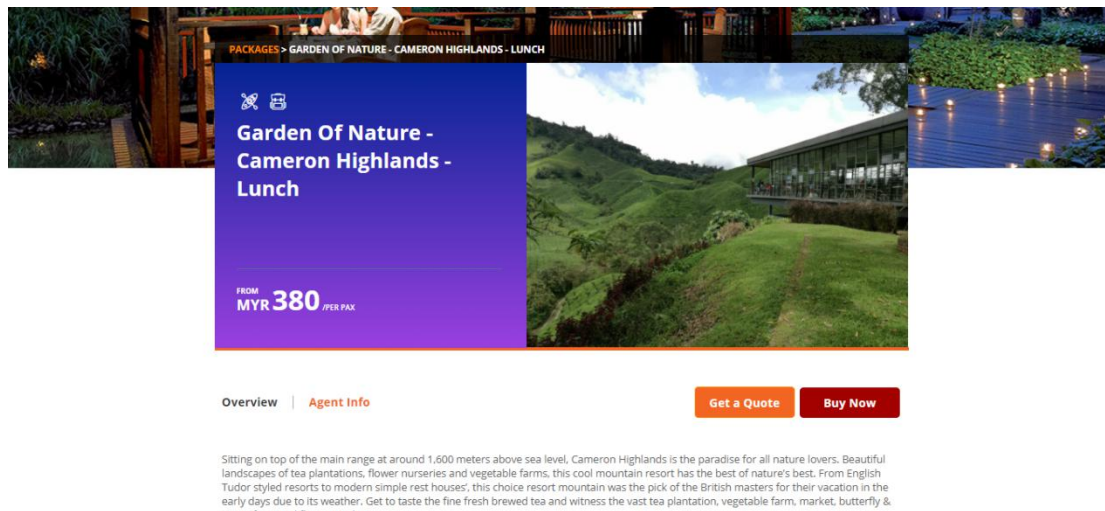


Figure 2.13: Travel Package page (Malaysia Travel, 2019)

When user click “Get a Quote”, the website will show a form where the user need to fill the form to get the enquiry for their travel packages.

## Garden Of Nature - Cameron Highlands - Lunch

Garden of Nature - Cameron Highlands + Lunch

from **MYR380** for 1 Pax

Get a quote!

Submit this enquiry and we will reply you soon

Expected travel date (must be at least 7 days from today)

Number of traveller(s)

Adult : 
Child :

Select Price

Adult	<b>MYR 380 / 1 pax</b>
Child	<b>MYR 180 / 1 pax</b>

Select this deal

Figure 2.14: Inquiry page “Get a Quote” (Malaysia Travel, 2019)

Once their confirm for travel packages , the user must apply the ticket and voucher for the event packages. In Travel Deal page , user need to fill all the detail for their travel such as departure date, and rate option . Once it done , the price their need to pay will show at the “Billing Info”



## TRAVEL DEALS

Items & Pricing

Billing info

Confirmation

Done

### ITEM & PRICING

Package: Garden Of Nature - Cameron Highlands - Lunch

**1** Select your departure date

Departure date :

1. Departure date must be 7 days later than today.

**2** Select your rate options

Please complete all required items indicated with \*

Figure 2.15: Travel Deal “Booking” page (Malaysia Travel, 2019)

## BILLING INFO

Package: Garden Of Nature - Cameron Highlands - Lunch

Departure Date : 15/11/2019

Item	Price	Qty	Total
Rate Option 1	Adult 380.00 / 1 Pax	2	760.00
	Child 180.00 / 1 Pax	0	0.00
Total Price			760.00
<b>Travel Voucher</b> Discount Vouchers (if applicable, please enter the serial number of SOTA travel voucher here)			<input type="text"/> <a href="#">apply</a>   <a href="#">remove</a>
Subtotal			760.00

Figure 2.16: Billing Info (Malaysia Travel, 2019)