



Faculty of Applied and Creative Arts

**Exploring Used T-shirts and Various Textile Techniques to Produce
Interior Decoration**

Lily Tang Siu Yih

**Bachelor of Applied Arts with Honours
(Design Technology)**

**Exploring Used T-shirts and Various Textile Techniques to Produce
Interior Decoration**

LILY TANG SIU YIH

A thesis submitted
In fulfillment of the requirements for the degree of Bachelor of Applied Arts with Honours
(Design Technology)

Faculty of Applied and Creative Arts
UNIVERSITI MALAYSIA SARAWAK

2017

UNIVERSITI MALAYSIA SARAWAK

Grade:

Please tick (✓)

Final Year Project Report

Masters

PhD

DECLARATION OF ORIGINAL WORK

This declaration is made on theday of.....2017.

Student's Declaration:

I Lily Tang Siu Yih, 47354, Faculty of Applied and Creative Arts hereby declare that the work entitled Exploring Used T-shirts and Various Textile Techniques to Produce Interior Decoration is my original work. I have not copied from any other students' work or from any other sources except where due reference or acknowledgement is made explicitly in the text, nor has any part been written for me by another person.

Date submitted

Lily Tang Siu Yih (47354)

Supervisor's Declaration:

I Assoc. Prof. Dr. June Ngo Siok Kheng hereby certifies that the work entitled Exploring Used T-shirts and Various Textile Techniques to Produce Interior Decoration was prepared by the above named student, and was submitted to the "FACULTY" as a * partial/full fulfillment for the conferment of degree of bachelor of applied arts with honours, and the aforementioned work, to the best of my knowledge, is the said student's work.

Received for examination by: _____

Date: _____

Assoc. Prof. Dr. June
Ngo Siok Kheng

I declare that Project/Thesis is classified as (Please tick (√)):

- CONFIDENTIAL** (Contains confidential information under the Official Secret Act 1972)*
 RESTRICTED (Contains restricted information as specified by the organisation where research was done)*
 OPEN ACCESS

Validation of Project/Thesis

I therefore duly affirm with free consent and willingly declare that this said Project/Thesis shall be placed officially in the Centre for Academic Information Services with the abiding interest and rights as follows:

- This Project/Thesis is the sole legal property of Universiti Malaysia Sarawak (UNIMAS).
- The Centre for Academic Information Services has the lawful right to make copies for the purpose of academic and research only and not for other purpose.
- The Centre for Academic Information Services has the lawful right to digitalise the content for the Local Content Database.
- The Centre for Academic Information Services has the lawful right to make copies of the Project/Thesis for academic exchange between Higher Learning Institute.
- No dispute or any claim shall arise from the student itself neither third party on this Project/Thesis once it becomes the sole property of UNIMAS.
- This Project/Thesis or any material, data and information related to it shall not be distributed, published or disclosed to any party by the student except with UNIMAS permission.

Student signature _____
Date: ____/____/____

Supervisor signature: _____
Date: ____/____/____

Current Address:
6C, Jalan Belatok, 8, 96000 Sibul, Sarawak, Malaysia.

Notes: * If the Project/Thesis is **CONFIDENTIAL** or **RESTRICTED**, please attach together as annexure a letter from the organisation with the period and reasons of confidentiality and restriction.

[The instrument is duly prepared by The Centre for Academic Information Services]

STUDENT'S DECLARATION

The project entitled **Exploring Used T-shirts and Various Textile Techniques to Produce Interior Decoration** was prepared by **Lily Tang Siu Yih** and submitted to the Faculty of Applied and Creative Arts in partial fulfillment of the requirements for a Bachelor of Applied Arts with Honours (**Design Technology**).

Received for examination by:

(Assc. Prof. Dr. June Ngo Siok Kheng)

Date: _____

STUDENT'S ACKNOWLEDGEMENT

I hereby declare that this thesis is original and is the result of my own work without copying other people's work unless indicated as reference work. Besides that, I declare that this thesis has never been distributed or published to any party or website.

Lily Tang Siu Yih

(47354)

ACKNOWLEDGMENT

First and foremost, I have to thank my research supervisors, Assoc. Prof. Dr. June Ngo Siok Kheng. Without her assistance and dedicated involvement in every steps throughout the process, this thesis would have never been accomplished. Besides, I would like to thank other supervisors, Cik Norhayati Suleiman and Sir Asrul Asshadi for their supports and guidance throughout whole research. Support and guidance of every lecturer are very much appreciated for the past three years.

Moreover, I would like to thank to our faculty staffs who have been working throughout this past three years for us to handle all the important matters such as CIPTA, internship and so on. Special thanks to our technician of fashion and textile design, En. Azman also helps us a lot in this research.

Besides, my coursemates' assistance throughout the whole semester also truly appreciated. I have to thanks those who are there for me especially Ms. Tang Susan whenever I have doubt or questions about the instructions throughout the whole research.

Lastly, none of this could have happened without my family. I would like to thanks to my parents and my family for their supports in my study.

TABLE OF CONTENT

STUDENT'S DECLARATION.....	i
STUDENT'S ACKNOWLEDGMENTS.....	ii
ACKNOWLEDGEMENT.....	iii
TABLE OF CONTENT.....	iv
ABSTRACT.....	vi
ABSTRAK.....	vii
LIST OF FIGURES.....	viii
LIST OF TABLES.....	x

CHAPTER 1 INTRODUCTION

1.0 Background.....	1
1.1 Problem Statement.....	1
1.2 Research Questions.....	1
1.3 Objectives	2
1.4 Scope of Study.....	2
1.5 Significance of Study.....	2
1.6 Limitation of Study.....	2

CHAPTER 2 LITERATURE REVIEW

2.0 Introduction.....	3
2.1 History of T-shirt.....	3
2.2 Types of techniques.....	3
2.2.1 Knitting.....	3
2.2.2 Macramé.....	6
2.2.3 Crochet.....	11
2.2.4 Weaving.....	13
2.3 Conclusion.....	14

CHAPTER 3 METHODOLOGY

3.0 Introduction.....	15
3.1 Primary Data.....	15
3.1.1 Observation.....	15
3.1.2 Questionnaire.....	15
3.2 Secondary Data.....	17
3.2.1 Journal.....	17
3.2.2 Internet Resources.....	17
3.2.3 Book/Literature.....	17
3.2.4 Experiments.....	17
3.3 Conclusion.....	17

CHAPTER 4 DATA ANALYSIS AND FINDINGS

4.0 Introduction.....	18
4.1 Observation.....	18
4.2 Questionnaire.....	20
4.3 Experiment.....	25
4.4 Conclusion.....	27

CHAPTER 5 FINAL PRODUCT

5.0 Introduction.....	28
5.1 Final Product Design.....	28
5.2 Validation of Product.....	36
5.2.1 Introduction.....	36
5.2.2 Process of Validation.....	36
5.2.3 Result of Validation.....	38
5.3 Conclusion.....	42

CHAPTER 6 CONCLUSION

6.0 Conclusion.....	43
6.1 Proposed improvement for the stools or research.....	44

BIOBLOGRPHY	45
--------------------------	----

ABSTRACT

Nowadays, many people wear t-shirt almost every day. They might not wear t-shirt outside the house but most will wear t-shirt inside the house because it is comfortable to wear. However, people tends to throw their old t-shirts once the t-shirts become old. This research aims to reuse all this old t-shirts to make them into interior products using different textile techniques such as macramé, knitting, crochet and weaving are used in this research to make products suitable for interior. The objective of this research is (1) to investigate how people manage the old/used t-shirts, (2) to experiment using various textile techniques and used t-shirts to make products suitable for interior, (3) to produce a collection of stool covers using old/used t-shirt and (4) to validate the products made from this research. At the end of research, one collection of stool cover with different design are produced.

ABSTRAK

Kini, orang ramai memakai t-shirt hampir setiap hari. Mereka mungkin tidak memakai t-shirt semasa berada di luar, tapi kebanyakan orang akan memakai t-shirt di dalam rumah kerana ia selesa dipakai. Namun, orang ramai cenderung membuang t-shirt lama mereka. Kajian ini bertujuan untuk menggunakan t-shirt lama untuk menghasilkan hiasan dalaman. Pelbagai teknik tekstil yang berbeza seperti Macrame, knitting dan crochet digunakan dalam kajian ini untuk menghasilkan produk yang sesuai untuk hiasan dalaman. Objektiv kajian ini ialah (1) menyelidik cara orang ramai mengendalikan t-shirt lama mereka, (2) membuat eksperimen dengan menggunakan pelbagai teknik tekstil, (3) menghasilkan satu koleksi hiasan dalaman dengan menggunakan t-shirt lama dan (4) mengesahkan produk yang telah dihasilkan dalam kajian ini. Satu koleksi sarung kerusi yang mempunyai seni reka tekstil yang berbeza dihasilkan pada akhir penyelidikan ini.

LIST OF FIGURES

Figure 2.1 Slip Knot.....	4
Figure 2.2 Casting On.....	4
Figure 2.3 Knit Stitch.....	5
Figure 2.4 Purl Stitch.....	5
Figure 2.5 Square Knot.....	6
Figure 2.6 Overhand Knot.....	7
Figure 2.7 Half Knot.....	7
Figure 2.8 Half Knot Twist Sinnet.....	8
Figure 2.9 Vertical Half Stitch.....	8
Figure 2.10 Half Stitch Spiral.....	9
Figure 2.11 Chinese Crown Knot.....	9
Figure 2.12 Larks Head Knot.....	10
Figure 2.13 Josephine Knot.....	10
Figure 2.14 Slip Knot.....	11
Figure 2.15 Yarn Over.....	11
Figure 2.16 Foundation Chain.....	12
Figure 2.17 Slip Stitch.....	12
Figure 2.18 Single Crochet.....	12
Figure 2.19 Double Crochet.....	13
Figure 2.20 Technique Weaving One.....	13
Figure 2.21 Technique Weaving Two.....	14
Figure 4.1 Menu and lamp cover made by rattan using weaving techniques.....	19
Figure 4.2 Little stools made of the bamboo and fabric.....	19
Figure 4.3The keychain made using crochet technique.....	19
Figure 4.4 Pie Chart which shows the percentage of gender.....	20

Figure 4.5 Percentage of age of respondents.....	21
Figure 4.6 Percentage of respondents wearing t-shirt.....	22
Figure 4.7 Method to manage the old t-shirts.....	24
Figure 5.1 Top view of product 1.....	29
Figure 5.2 Side view of product 1.....	29
Figure 5.3 Top view of product 2.....	30
Figure 5.4 Side view of product 2.....	31
Figure 5.5 Top view of product 3.....	32
Figure 5.6 Side view of product 3.....	32
Figure 5.7 Top view of product 4.....	33
Figure 5.8 Side view of product 4.....	34
Figure 5.9 Top view of product 5.....	35
Figure 5.10 Side view of product 5.....	35
Figure 5.11 Pie chart showing the stability of stool.....	38
Figure 5.12 Pie Chart showing the comfortability of stool.....	39
Figure 5.13 Pie Chart showing the colour of stool.....	40
Figure 5.14 Pie Chart showing the design of stool cover.....	41

LIST OF TABLES

Table 4.1 Percentage of gender.....	20
Table 4.2 Age of Respondents.....	21
Table 4.3 Percentage of respondents wearing t-shirt.....	22
Table 4.4 Method to manage the old t-shirt.....	23
Table 4.5 Experiments using different textile techniques.....	25
Table 5.1: Specification of product 1.....	28
Table 5.2: Specification of product 2.....	30
Table 5.3 Specification of product 3.....	31
Table 5.4 Specification of product 4.....	33
Table 5.5 Specification of product 5.....	34
Table 5.6 Aspects of validation of Products.....	37
Table 5.7 Stability of Stool.....	38
Table 5.8 Comfortability of stool.....	39
Table 5.9 Colour of stool cover.....	40
Table 5.10 Design of stool cover.....	41

CHAPTER 1

INTRODUCTION

1.0 Introduction

T-shirt is a unisex cloth which can be worn by female or male. It is used for either casual or for sport purposes. T-shirts make people look trendy because nowadays there are so many t-shirts with words on them. Some of the t-shirt quality is good and some might be not good. In this research, the researcher will use different textile techniques such as macramé, knitting, crochet and weaving to make products suitable for interior decoration. Examples of interior designs include wall hanging and stools.

1.1 Problem statement

There are so many old/used t-shirt nowadays and people tends to throw them away or direct use them as a fabric/rag to clean tables. This is quite a waste because old t-shirt has the potential to be turned into funky things which are aesthetic. Old T-shirt can be further explored and turn into interior decoration.

1.2 Research questions

1. How do people manage the old/used t-shirt?
2. What are the textile techniques that are suitable for making D.I.Y products using old/used t-shirts?
3. What are the products that can be made using old t-shirt?

1.3 Objectives

The Objectives of this research are

1. To investigate how people manage the old/used t-shirts.
2. To experiment the textile techniques that are suitable for making D.I.Y products using old/used t-shirts.
3. To produce a collection of interior products using old/used t-shirts.
4. To validate the products made from this research.

1.4 Scope of study

The research locations will be at bundle shops, shopping complex and Universiti Malaysia Sarawak. A survey and observation will be conducted to gather all the information from the respondents to determine the products suitable made by using t-shirt.

1.5 Significance of study

This research concentrates on using old/used t-shirt to make new products. From this research, researcher will know more about how people manage the old-shirts and what can be made from old t-shirt. From the research, the researcher know the textile techniques suitable for making D.I.Y products using old/used t-shirt. The researcher also know about how people manage their old/used t-shirt. Besides that, the researcher also know the products which can be made using old/used t-shirt. At the end of research, a collection of stool cover is produced using old/used t-shirt as well as kenaf.

1.6 Limitation of study

This research focuses on interior decoration such as wall hanging and stool cover. Beads, kenaf and bamboo might be used to add decoration into it. Beads, kenaf and bamboo will be used to further enhance the products made using used t-shirts.

Chapter 2

LITERATURE REVIEW

2.0 Introduction

This chapter explains the definition of t-shirt and also its history. Besides that, this chapter explains the textile techniques to produce the interior decoration such as stool cover and also wall hanging products. Different textile techniques that are knitting, macramé, crochet, and weaving is explained in this chapter. All the techniques will cover about how to carry out the techniques.

2.1 History of T-shirt

According to Mason (2007), the t-shirt can to the USA during World War 1 after American troops, who sweltered in their woolen uniform, noticed European soldiers wore light cotton undershirt. The American quickly adopted the garment. By the 1920s, the t-shirt is named because of its shape.

2.2 Types of techniques

2.2.1 Knitting

Hand knitting is a method to make fabric with yarn on two or more needles (Marjorie M. Baker, M.S. , 2005). There are two types of knitting that is either by hand or by machine. All knitting comes from two kinds of stitches that are knit stitch and purl stitch (Marjorie M. Baker, M.S. , 2005). Yarn, stitches types and needle size might differ to achieve different properties of fabric in colours and textures. There are four main basic techniques need to be learnt that are tying a slip knot, casting, knitting stitch and purling stitch.

Slip Knot:

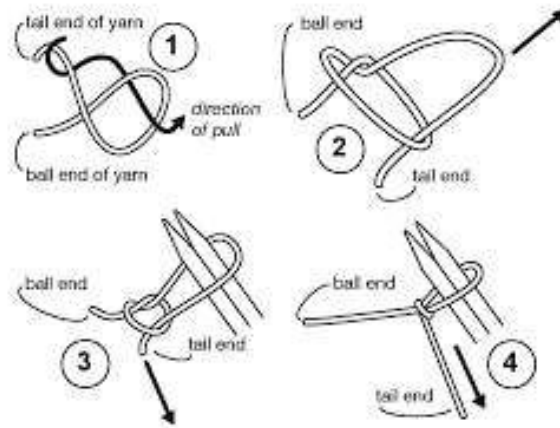


Figure 2.1 Slipknot

(Source: <http://techknitting.blogspot.my/2006/12/casting-on-by-knitting-on-method-also.html>)

Casting On:

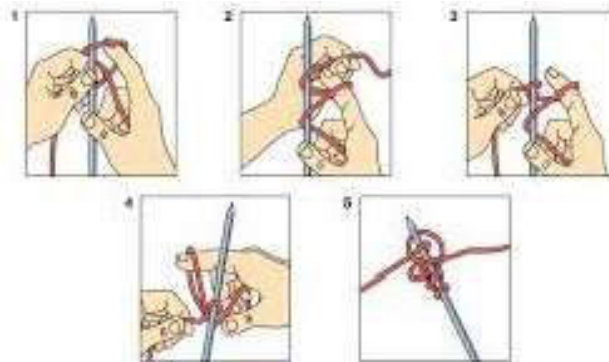
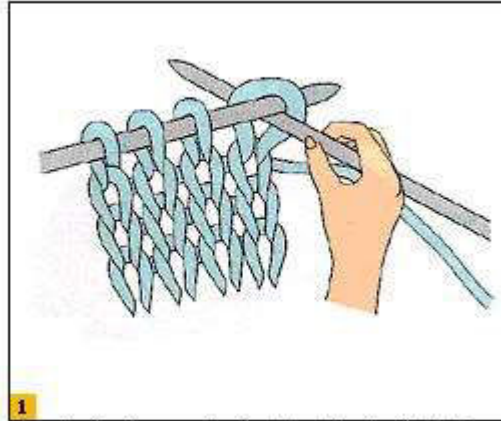


Figure 2.2 Casting On

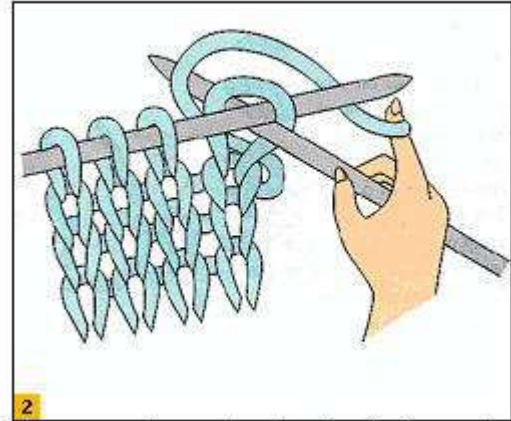
(Source: <https://www.britannica.com/topic/knitting/images-videos/The-basic-cast-on-technique-for-hand-knitting/>)

Knit Stitch:

Hold needle with cast on stitches in the left hand.
Grasp the second needle in the right hand.



1
Insert right needle in the first stitch from left to right under the left needle.



2
Take yarn forward under the right needle, then backward over the top.

Figure 2.3 Knit Stitch

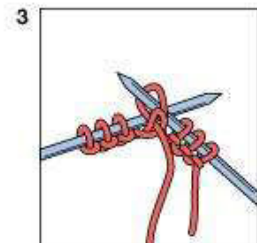
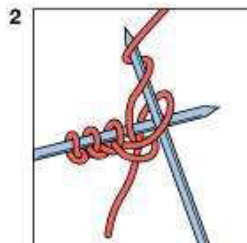
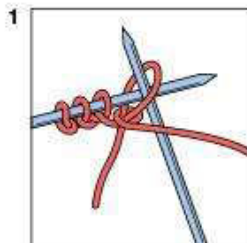
(Source: <http://sunrisetonyngb.en.made-in-china.com/custom-detail/xExmJnQdPnYrJQJEnxmyGxLE/Knit-stitch.html>)

Purl Stitch:

Hand knitting: basic steps

Purling:

Insert the right-hand needle upwards through the front of the stitch (1). Make a loop over this needle with the thread at the front (2) and pull it through the stitch (3).



© 2011 Encyclopædia Britannica, Inc.

Figure 2.4 Purl Stitch

(Source: <https://global.britannica.com/technology/purl-stitch>)

2.2.2 Macrame

According to Cordstone (2011), macramé is a textile art that uses a variety of types of cording. The basic tools needed for macramé are mounting cords, rings to hold the mounting cords, macramé board, pins, scissors, a measuring tape, beads, cording, embroidery needle and crochet hook (Cordstone, 2011). It is a series of knot pattern. The following are some of the example of macramé knots. The square knotting first arrived in Northern Europe with the Moorish invasion of Spain (Roger Carter, 1996).

Square Knot:

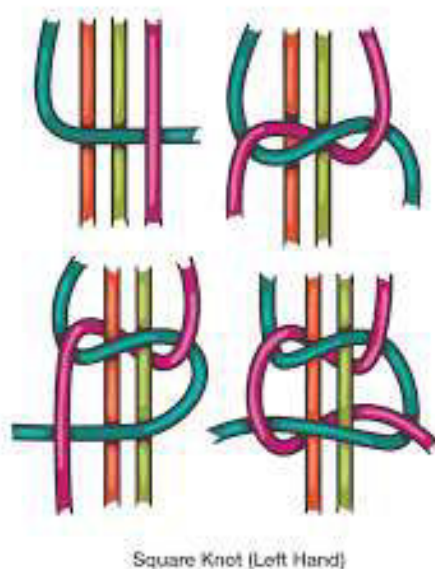


Figure 2.5 Square Knot

(Source: <https://simplymacrame.com.au/homepage/learn-macrame-knotting-techniques/>)

Overhand Knot:



Figure 2.6 Overhand Knot

(Source: <http://www.stonebrashcreative.com/MacrameTutorial.html>)

Half Knot:



Half Knot

Figure 2.7 Half Knot

(Source: <http://www.macramelovers.com/blog/how-to-macrame/macrame-knot/>)

Half Knot Sinnet:




Figure 2.8 Half Knot Twist Sinnet

(Source: <https://thisyearsdozen.wordpress.com/2009/06/23/macrame-knots/>)

Vertical Half Hitch:

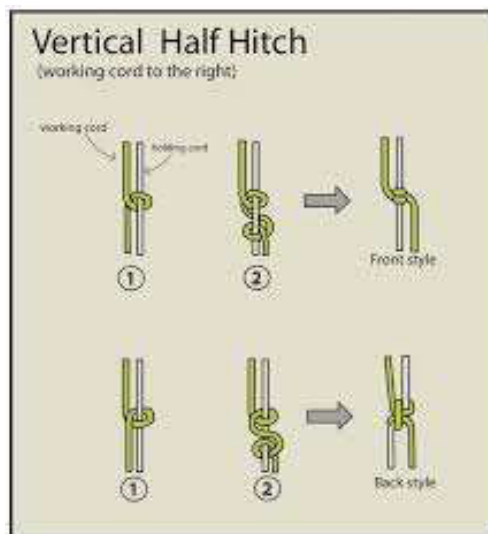


Figure 2.9 Vertical Half Stitch

(Source: <http://ecocrafta.blogspot.my/2014/04/vertical-half-hitch-bracelet.html>)

Half Hitch Spiral:

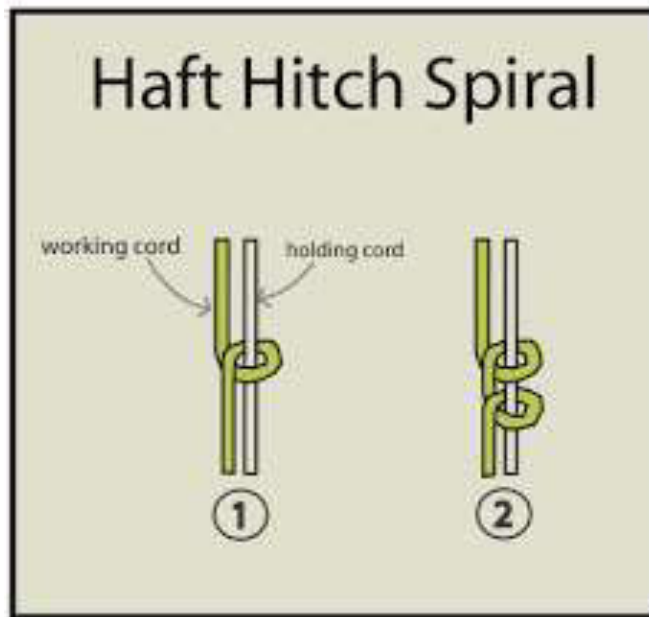


Figure 2.10 Half Stitch Spiral

(Source: <http://ecocrafta.blogspot.my/2014/04/vertical-half-hitch-bracelet.html>)

Chinese Crown Knot:

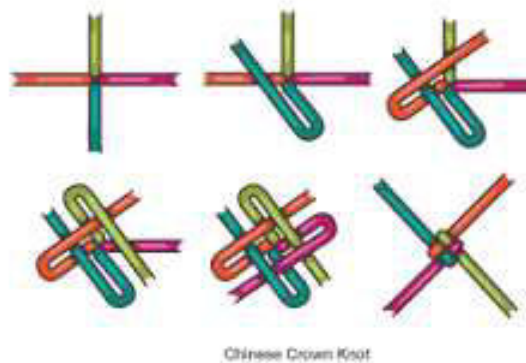


Figure 2.11 Chinese Crown Knot

(Source: <http://www.macramelovers.com/blog/macrame-knots/macrame-knots-chinese-crown-knot/>)

Larks Head Knot:

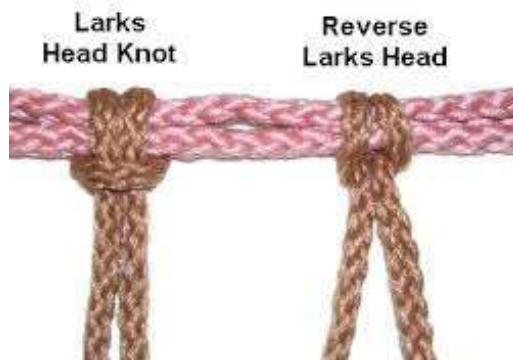


Figure 2.12 Larks Head Knot

(Source: <http://www.free-macrame-patterns.com/larks-head-knot.html>)

Josephine Knot:



Figure 2.13 Josephine Knot

(Source: <http://www.macramelovers.com/blog/how-to-macrame/macrame-josephine-knot/>)